

**Gulf Journal of Advance Business Research**

ISSN 3078-5294 (Online), ISSN 3078-5286 (Print)

*FE Gulf Publishers*

<https://fegulf.com>



**Developing Nanometrology and non-destructive testing methods to ensure medical device manufacturing accuracy and safety**

Thompson Odion Igunma<sup>1</sup>, Adeniyi Kehinde Adeleke<sup>2</sup>, & Zamathula Sikhakhane Nwokediegwu<sup>3</sup>

<sup>1</sup>Department of Materials Science and Engineering, University of Florida, Florida, USA

<sup>2</sup>Micron Technology, Manassas, Virginia, USA

<sup>3</sup>Independent Researcher, Kansas, USA

**Corresponding Author:** Thompson Odion Igunma

**Corresponding Author Email:** [thompsonigunma@ufl.edu](mailto:thompsonigunma@ufl.edu)

**Article Info**

**Volume No:** 3

**Issue No:** 2

**Page No:** 712-744

**Received:** 15-10-24

**Accepted:** 19-12-24

**Published:** 23-02-25

**DOI:** 10.51594/gjabr.v3i2.105

**DOI URL:** <https://doi.org/10.51594/gjabr.v3i2.105>

**Abstract**

Ensuring the accuracy and safety of medical devices is paramount to guaranteeing their effectiveness in clinical applications. The integration of nanometrology and non-destructive testing (NDT) techniques has emerged as a critical approach for enhancing the precision, reliability, and regulatory compliance of medical device manufacturing. Nanometrology, the science of measurement at the nanoscale, enables the characterization of microstructural properties, surface topography, and dimensional accuracy with unprecedented precision. Meanwhile, non-destructive testing (NDT) methods, such as ultrasonic testing, X-ray computed tomography (XCT), and optical coherence tomography (OCT), offer real-time evaluation without compromising the structural integrity of medical components. This study explores advanced nanometrology techniques, including atomic force microscopy (AFM), scanning electron microscopy (SEM), and white light interferometry, for assessing surface roughness, dimensional tolerances, and coating uniformity in biomedical implants and devices. These techniques are crucial for verifying nanostructured surfaces, which are increasingly used to improve biocompatibility and antimicrobial properties. Furthermore, the implementation of NDT methods in medical device manufacturing ensures early defect detection, material integrity assessment, and process optimization. The adoption of advanced imaging and spectroscopic techniques, such as terahertz imaging and laser-induced breakdown spectroscopy (LIBS), enhances defect identification, layer thickness analysis, and

contamination control, thereby reducing failure rates in critical applications. Incorporating artificial intelligence (AI) and machine learning (ML) into nanometrology and NDT processes further refines defect detection and enhances predictive maintenance, reducing downtime and improving product quality. The integration of Industry 4.0 and digital twin technologies allows real-time monitoring of manufacturing processes, ensuring compliance with stringent regulatory standards such as ISO 13485 and FDA guidelines. By leveraging these emerging technologies, manufacturers can significantly enhance the precision, durability, and safety of medical devices while reducing costs associated with rework and recalls. This study highlights the potential of advanced metrology and NDT approaches to revolutionize medical device manufacturing, ultimately improving patient safety and clinical outcomes.

**Keywords:** Nanometrology, Non-Destructive Testing (NDT), Medical Device Manufacturing, Atomic Force Microscopy (AFM), X-ray Computed Tomography (XCT), Optical Coherence Tomography (OCT), Industry 4.0, Artificial Intelligence (AI), Machine Learning (ML), Regulatory Compliance.

---

## INTRODUCTION

Medical device manufacturing is indeed a highly regulated and precision-driven industry, where even minor deviations in quality can lead to significant consequences for patient safety and clinical outcomes. The complexity inherent in medical devices—ranging from implants and prosthetics to diagnostic tools and drug delivery systems—demands rigorous quality control measures to ensure their reliability and effectiveness (Adebisi, et al., 2023, Basiru, et al., 2023). As noted by Ghosh, the safety and effectiveness of medical devices are critical to human health, necessitating a comprehensive regulatory framework that encompasses product design, manufacturing, and post-market monitoring (Ghosh, 2022). Furthermore, the intricate nature of these devices means that manufacturing challenges such as material inconsistencies, dimensional inaccuracies, surface defects, and contamination risks are prevalent, posing substantial hurdles in maintaining high-quality standards (George, 2019).

The increasing miniaturization of medical devices and the incorporation of advanced materials, including nanomaterials and bioengineered components, further complicate the manufacturing process. This trend necessitates innovative measurement and inspection techniques to achieve precise control at the nanoscale. Ricles et al (Ajiga, et al., 2024, Daramola, et al., 2024, Onukwulu, et al., 2024). highlight that advanced manufacturing technologies, such as 3D printing, allow for the creation of complex structures that traditional methods cannot easily replicate, thus enhancing customization and functionality (Ricles et al., 2018). However, these technologies also introduce new challenges in terms of regulatory compliance and quality assurance, as emphasized by the need for stringent guidelines and quality criteria for AI-based medical devices (Hond et al., 2022).

Ensuring accuracy and safety in medical devices is paramount for meeting regulatory requirements and preventing failures that could jeopardize patient health. Errors in manufacturing can lead to product recalls, legal liabilities, and reputational damage for manufacturers. The regulatory landscape, as discussed by Beckers et al., emphasizes the importance of maintaining safety and efficacy, particularly for software-based medical devices (Beckers et al., 2021). Traditional quality control methods often lack the necessary resolution to adequately assess nanostructured surfaces and intricate components, highlighting the need for advanced metrology and inspection techniques (Manickam et al., 2022).

Nanometrology and non-destructive testing (NDT) are critical in addressing these challenges by providing high-resolution measurement capabilities and defect detection methods without compromising the integrity of the devices (Agho, et al., 2023, Basiru, et al., 2023, Onukwulu, Agho & Eyo-Udo, 2023). Techniques such as atomic force microscopy (AFM) and scanning electron microscopy (SEM) enable precise characterization of surface roughness and

microstructures, which are essential for evaluating parameters like biocompatibility and mechanical strength (Manickam et al., 2022). Additionally, NDT methods, including ultrasonic testing and X-ray computed tomography (XCT), facilitate real-time inspection and defect analysis, ensuring that critical components meet quality standards before deployment (Rojek et al., 2022).

This study aims to explore the integration of nanometrology and NDT in medical device manufacturing to enhance precision, reliability, and regulatory compliance. The incorporation of artificial intelligence (AI) and machine learning (ML) into these processes can further optimize quality control through data-driven insights, as highlighted by the increasing application of AI in medical devices (Joshi & Bhandari, 2022). The potential benefits of this integration, alongside the challenges posed by evolving technologies and regulatory frameworks, underscore the importance of ongoing research and development in this field (Zhang et al., 2022).

In conclusion, the medical device manufacturing sector faces significant challenges related to quality control, regulatory compliance, and technological advancement. The integration of advanced measurement techniques, alongside the application of AI and ML, presents promising avenues for enhancing the precision and reliability of medical devices, ultimately contributing to improved patient safety and clinical outcomes (Afolabi, Olisakwe & Igunma, 2024, Majebi, Adelodun & Anyanwu, 2024).

### **METHODOLOGY**

This study employs the Preferred Reporting Items for Systematic Reviews and Meta-Analyses (PRISMA) methodology to develop nanometrology and non-destructive testing (NDT) methods for ensuring the accuracy and safety of medical device manufacturing. The systematic review follows a structured approach to identify, evaluate, and synthesize relevant literature.

The research begins with the formulation of the research question using the PICOS (Population, Intervention, Comparison, Outcome, Study design) framework to ensure clarity and relevance. The study population includes medical device manufacturing processes, the intervention involves nanometrology and NDT techniques, and the outcomes focus on accuracy, safety, and compliance with regulatory standards.

A comprehensive literature search is conducted using databases such as IEEE Xplore, ScienceDirect, PubMed, and Web of Science. Keywords include "nanometrology in medical devices," "non-destructive testing for biomedical applications," "precision manufacturing in healthcare," and "regulatory compliance in medical device safety. Boolean operators (AND, OR) are applied to refine the search.

Eligibility criteria are defined to include peer-reviewed articles published within the last ten years, ensuring up-to-date and high-quality data. Studies must present experimental findings, systematic reviews, or case studies on nanometrology and NDT in medical device manufacturing. Exclusion criteria include non-English publications, studies without full-text availability, and articles unrelated to the defined scope.

The screening process follows PRISMA guidelines, consisting of title and abstract screening, full-text review, and data extraction. Two independent reviewers assess each study, resolving discrepancies through discussion or third-party arbitration. The data extraction phase focuses on methods, instruments, measurement accuracy, safety assessments, and regulatory compliance.

For data synthesis, a qualitative and quantitative approach is adopted. Qualitative synthesis categorizes studies based on methodological approaches, while quantitative synthesis evaluates statistical trends, accuracy levels, and safety improvements resulting from nanometrology and NDT applications. Bias assessment is performed using the Cochrane Risk

of Bias tool for experimental studies and the Newcastle-Ottawa Scale for observational research.

The results inform the development of an optimized framework for integrating nanometrology and NDT techniques into medical device manufacturing. This framework highlights the role of digital twin technology, predictive maintenance, and AI-driven quality control in enhancing safety and accuracy. The findings also contribute to best practices and regulatory recommendations for medical device manufacturing. The methodology ensures a rigorous, transparent, and reproducible approach to developing nanometrology and NDT methods, aligning with industry standards and regulatory requirements.

The flowchart for this study is developed based on conceptual models from the referenced literature and follows the PRISMA methodology. Figure 1 shows the generated flowchart for the research process. The flowchart visually represents the PRISMA-based methodology for developing nanometrology and non-destructive testing methods in medical device manufacturing.

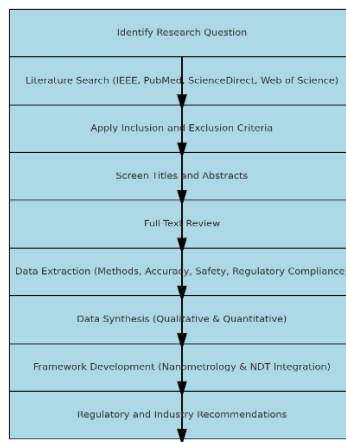


Figure 1: PRISMA Flow Chart of the Study Methodology

### **Fundamentals of Nanometrology in medical device manufacturing**

Nanometrology is the science of measurement at the nanometer scale, focusing on the accurate characterization of dimensions, surface properties, and material behavior of nanostructures. It plays a crucial role in ensuring the precision and reliability of medical device manufacturing by enabling manufacturers to assess critical properties at the atomic and molecular levels (Ajonbadi, et al., 2014, Otokiti, 2017). The principles of nanometrology involve achieving high-resolution measurement accuracy, repeatability, and traceability, which are essential for maintaining consistency in device production. Given the increasing miniaturization of medical devices and the integration of nanomaterials in their design, nanometrology has become a fundamental component of quality control. It relies on advanced imaging, spectroscopic, and scanning techniques to measure surface roughness, dimensional tolerances, mechanical properties, and functional coatings, ensuring compliance with stringent industry standards and regulatory guidelines (Adewumi, et al., 2024, Daramola, et al., 2024, Onukwulu, et al., 2024).

The significance of nanoscale measurement in medical devices stems from the growing trend of incorporating nanotechnology to enhance their functionality, biocompatibility, and performance. Medical implants, prosthetics, and diagnostic devices require nanoscale precision to ensure proper integration with biological tissues and optimal functionality in the human body (Alli & Dada, 2023, Basiru, et al., 2023, Sobowale, et al., 2023). Nanostructured surfaces are increasingly utilized in orthopedic and dental implants to promote osseointegration, reduce bacterial adhesion, and improve wear resistance. Similarly,

nanocoatings in drug delivery systems enhance bioavailability, control release mechanisms, and increase stability. The precise measurement of these nanoscale features is essential to ensure product efficacy, patient safety, and compliance with regulatory requirements such as those set by the FDA and ISO 13485 (Arinze, et al., 2024, Daramola, et al., 2024, Uchendu, Omomo & Esiri, 2024). Furthermore, nanoscale defects, if undetected, can compromise the mechanical integrity, durability, and functionality of medical devices, leading to failures that may have severe health consequences. By leveraging nanometrology, manufacturers can optimize their production processes, minimize variability, and enhance the reliability of their products (Ajonbadi, Mojeed-Sanni & Otokiti, 2015, Onukwulu, et al., 2021, Sobowale, et al., 2021).

Atomic force microscopy (AFM) is one of the most widely used nanometrology techniques for characterizing surface roughness and topography in medical devices. AFM operates by scanning a sharp probe across the surface of a sample to generate high-resolution three-dimensional images with sub-nanometer accuracy. This technique is particularly valuable for evaluating the surface properties of biomedical implants, stents, and coatings used in drug delivery systems (Ajayi, et al., 2023, Basiru, et al., 2023, Ibidunni, Ayeni & Otokiti, 2023). By assessing parameters such as roughness, adhesion, and mechanical stiffness, AFM helps manufacturers optimize surface modifications that improve biocompatibility and reduce the risk of implant rejection. For example, the surface roughness of titanium implants directly influences cell adhesion and proliferation, affecting the success of osseointegration. AFM enables precise characterization and control of these features, facilitating the development of next-generation implants with enhanced performance (Adelodun & Anyanwu, 2024, Egbumokei, et al., 2024). Figure 2 shows the characterization requirements for medical devices containing nanostructures and nanomaterials as recommended by ISO/TR 10993-22 as presented by Sharifi, et al. (2022).

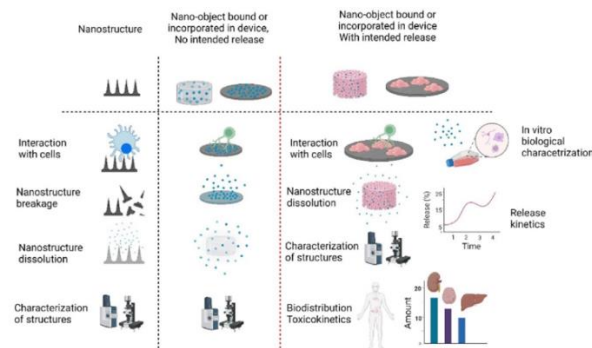


Figure 2: Characterization Requirements for Medical Devices Containing Nanostructures and Nanomaterials as Recommended by ISO/TR 10993-22 (Sharifi, et al., 2022).

Scanning electron microscopy (SEM) is another essential nanometrology technique used for microstructural characterization in medical device manufacturing. SEM provides high-resolution images of surface morphology, cross-sections, and material composition by scanning a focused electron beam across the sample (Ajiga, et al., 2024, Egbumokei, et al., 2024, Nwaozomudoh, et al., 2024). It is widely applied in the inspection of medical implants, catheters, and bioengineered scaffolds to detect defects, assess material uniformity, and analyze degradation behavior. SEM allows for detailed visualization of micro- and nanoscale features that may impact the mechanical strength and durability of medical devices (Adewumi, et al., 2024, Egbumokei, et al., 2024). For instance, in the development of polymer-based drug delivery systems, SEM is used to analyze the porosity and distribution of nanoparticles within the matrix, ensuring controlled drug release. Additionally, SEM equipped with energy-dispersive X-ray spectroscopy (EDS) enables elemental analysis, which

is critical for verifying the composition of biomaterials and detecting contaminants that could compromise device safety (Akinyemi & Onukwulu, 2025, Daramola, et al., 2025).

White light interferometry (WLI) is a powerful optical technique used for dimensional accuracy assessment in medical device manufacturing. WLI measures surface topography by analyzing interference patterns generated by light reflected from the sample and a reference surface (Ayanponle, et al., 2024, Egbumokei, et al., 2024, Ibidunni, William & Otokiti, 2024). This non-contact technique provides sub-nanometer resolution, making it ideal for evaluating the precision of medical components such as microfluidic chips, surgical instruments, and prosthetic joints. WLI is particularly useful in the quality control of lab-on-a-chip devices, where accurate channel dimensions and surface smoothness are critical for fluid flow dynamics and diagnostic accuracy (Ajonbadi, Otokiti & Adebayo, 2016, Lawal, Ajonbadi & Otokiti, 2014). By enabling rapid and high-throughput inspection, WLI enhances manufacturing efficiency and ensures that medical devices meet the required dimensional tolerances. Muhsen, 2021, presented the procedure for liquid penetrant test as shown in figure 3.

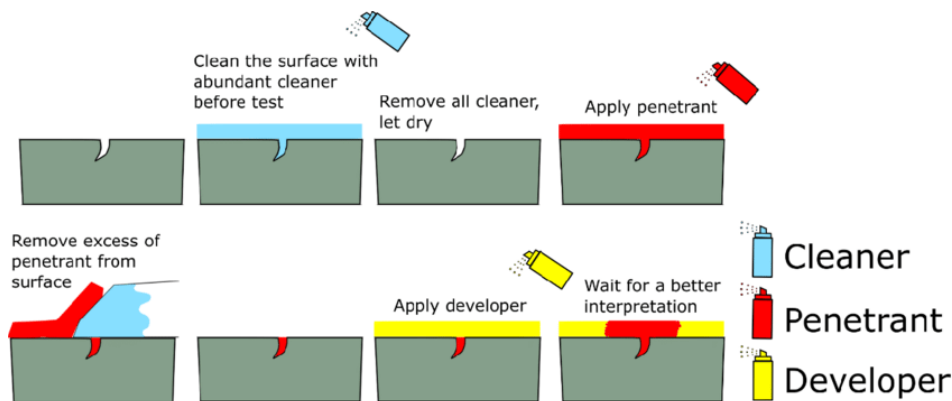


Figure 3: Procedure for Liquid Penetrant Test (Muhsen, 2021).

Confocal microscopy is another valuable nanometrology tool used for surface and layer assessments in medical devices. This optical imaging technique uses a laser scanning system to obtain high-resolution, three-dimensional images of biological and synthetic materials (Adelodun & Anyanwu, 2024, Egbumokei, et al., 2024). Confocal microscopy is extensively used in the analysis of bioengineered tissues, coatings, and layered structures such as those found in drug-eluting stents and hydrogels. By providing depth-resolved imaging, confocal microscopy allows researchers to study layer thickness, porosity, and structural integrity in multi-layered medical devices (Afolabi, Olisakwe & Igunma, 2024, Egbumokei, et al., 2024). This is particularly important in the development of biodegradable implants, where precise control over material degradation rates is necessary for optimal performance. In addition, confocal microscopy is used to evaluate the penetration of nanoparticles in targeted drug delivery systems, ensuring effective therapeutic outcomes (Adekoya, et al., 2024, Elufioye, et al., 2024, Uchendu, Omomo & Esiri, 2024).

The applications of nanometrology in biomedical implants, drug delivery systems, and lab-on-a-chip devices are vast and transformative. In the field of biomedical implants, nanometrology techniques enable the characterization and optimization of surface modifications that enhance biocompatibility and mechanical performance. Titanium and zirconia implants, for example, benefit from nanoscale surface roughening that promotes osseointegration and reduces bacterial colonization (Agho, et al., 2023, Basiru, et al., 2023, Onukwulu, Agho & Eyo-Udo, 2023). By utilizing AFM, SEM, and WLI, manufacturers can ensure that implant surfaces are engineered to precise specifications, minimizing the risk of failure and improving long-term clinical outcomes.

In drug delivery systems, nanometrology plays a crucial role in the formulation and quality control of nanoencapsulated drugs, liposomes, and polymer-based carriers. The efficacy of these systems depends on their ability to release drugs at controlled rates, which is directly influenced by particle size, surface charge, and porosity. SEM and confocal microscopy are commonly employed to analyze these characteristics, ensuring that drug delivery platforms function as intended (Alli & Dada, 2024, Emekwisia, et al., 2024, Oyedokun, Ewim & Oyeyemi, 2024). Additionally, nanometrology is essential for verifying the stability and homogeneity of nanoparticles, preventing issues such as aggregation that could impact bioavailability. Advanced metrology techniques also facilitate the development of targeted drug delivery systems, where nanoscale precision is required to achieve site-specific drug release and minimize side effects (Ajiga, et al., 2024, Emekwisia, et al., 2024, Sobowale, et al., 2024).

Lab-on-a-chip devices, which integrate multiple laboratory functions onto a single microfluidic platform, are another area where nanometrology is indispensable. These devices are revolutionizing point-of-care diagnostics by enabling rapid and accurate detection of diseases through miniaturized analytical systems. The performance of lab-on-a-chip devices relies on precisely engineered microchannels, reaction chambers, and detection zones, all of which require nanoscale accuracy in fabrication (Adekola, et al., 2023, Basiru, et al., 2023, Otokiti, 2023). WLI and AFM are widely used to assess the dimensional precision and surface quality of these components, ensuring reproducibility and reliability in diagnostic applications. Furthermore, nanometrology techniques aid in the functionalization of chip surfaces with biomolecules, optimizing their interaction with target analytes and enhancing detection sensitivity (Arinze, et al., 2025, Egbumokei, et al., 2025). The principle of active infrared thermography as presented by She, et al., 2023, is shown in figure 4.

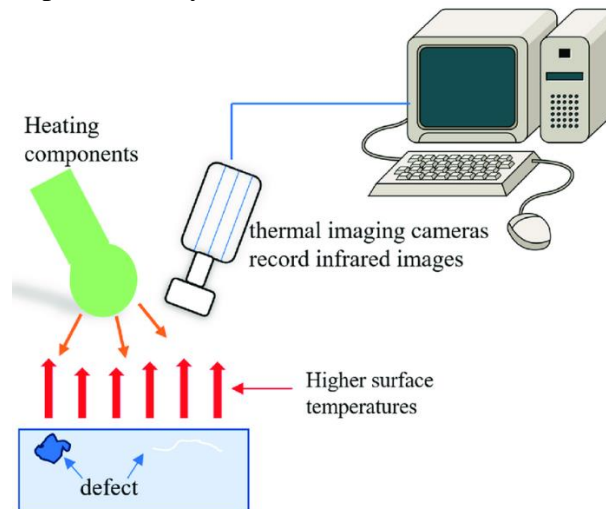


Figure 4: Principle of Active Infrared Thermography (She, et al., 2023).

The integration of nanometrology into medical device manufacturing represents a paradigm shift in quality control, enabling manufacturers to achieve unprecedented levels of precision and reliability. By leveraging advanced measurement techniques such as AFM, SEM, WLI, and confocal microscopy, manufacturers can enhance the accuracy of biomedical implants, drug delivery systems, and lab-on-a-chip devices (Anaba, et al., 2025, Eyo-Udo, et al., 2025). These technologies not only improve product performance and patient safety but also contribute to the development of next-generation medical devices with enhanced functionality (Akinbola & Otoki, 2012, Lawal, Ajonbadi & Otokiti, 2014). As the field continues to evolve, the incorporation of artificial intelligence and machine learning in nanometrology will further refine measurement accuracy and enable predictive quality control, paving the way for more

efficient and cost-effective manufacturing processes. The continuous advancement of nanometrology techniques will be instrumental in shaping the future of medical device innovation, ensuring that new technologies meet the highest standards of precision and safety (Adewumi, et al., 2024, Eyo-Udo, et al., 2024, Uchendu, Omomo & Esiri, 2024).

### **Non-Destructive Testing (NDT) Techniques for Medical Device Inspection**

Non-Destructive Testing (NDT) techniques play a crucial role in ensuring the accuracy, reliability, and safety of medical devices by enabling thorough inspections without causing damage to the components. Given the increasing complexity and miniaturization of medical devices, traditional quality control methods are often insufficient to detect internal defects, structural inconsistencies, or material imperfections that could compromise performance and patient safety (Adelodun & Anyanwu, 2024, Eyo-Udo, et al., 2024, Nwaozomudoh, et al., 2024). NDT methods allow manufacturers to identify defects at various stages of production, ensuring that medical devices meet regulatory standards such as ISO 13485 and FDA requirements. The ability to assess components in a non-invasive manner is particularly beneficial for advanced medical devices, including implants, prosthetics, surgical instruments, and diagnostic tools, where structural integrity and material composition directly impact functionality (Afolabi, Olisakwe & Igunma, 2024, Ezeanochie, Afolabi & Akinsooto, 2024). These methods enhance manufacturing efficiency by reducing the need for destructive sample testing, ultimately minimizing waste, production costs, and the risk of defective devices reaching the market.

Ultrasonic Testing (UT) is a widely used NDT technique for detecting internal defects in medical devices. This method employs high-frequency sound waves that travel through the material, with variations in wave propagation indicating flaws such as voids, cracks, or delaminations (Ajayi, et al., 2021, Egbumokei, et al., 2021). UT is particularly valuable in inspecting metallic and polymer-based implants, such as hip and knee replacements, where internal defects could lead to mechanical failure. The non-invasive nature of UT makes it ideal for quality assurance in the production of catheters, stents, and pacemaker components, where any internal discontinuities must be identified before implantation (Ajiga, et al., 2024, Ezeanochie, Afolabi & Akinsooto, 2024). Advanced UT techniques, such as phased array ultrasonics, provide real-time imaging and enhanced resolution, enabling precise defect characterization and improving manufacturing outcomes.

X-ray Computed Tomography (XCT) is another essential NDT technique for structural analysis in medical device manufacturing. XCT uses X-rays to generate high-resolution three-dimensional images, allowing for a comprehensive assessment of internal structures without disassembling or cutting the device (Adebisi, et al., 2023, Basiru, et al., 2023, Onukwulu, Agho & Eyo-Udo, 2023). This method is particularly beneficial for evaluating additively manufactured (3D-printed) medical devices, where internal porosity and material consistency must be verified to ensure durability and performance. XCT is also used to inspect complex multi-material components, such as hybrid implants and bioresorbable scaffolds, where conventional imaging techniques may not provide sufficient detail (Onukwulu, Agho & Eyo-Udo, 2022, Onukwulu, et al., 2022). By enabling non-invasive cross-sectional analysis, XCT helps manufacturers identify defects, measure dimensional accuracy, and assess material integrity, contributing to the overall reliability of medical devices.

Optical Coherence Tomography (OCT) is a high-resolution imaging technique used for subsurface imaging in medical device inspection. OCT employs low-coherence interferometry to generate detailed cross-sectional images of biological and synthetic materials, making it an invaluable tool for evaluating medical device coatings, thin films, and layered structures (Onukwulu, Agho Eyo-Udo, 2025, Oso, et al., 2025). This technique is particularly relevant for ophthalmic devices, cardiovascular implants, and bioengineered tissues, where precise layer thickness and surface morphology influence device performance. OCT provides real-

time imaging with micrometer-scale resolution, allowing for the early detection of defects such as delamination, surface irregularities, and coating inconsistencies (Akinbola, et al., 2020, Otokiti, 2017). The ability to assess subsurface features without requiring physical sectioning makes OCT a powerful tool for quality control in medical device manufacturing, ensuring that products meet the highest standards of safety and functionality (Adewumi, et al., 2024, Farooq, Abbey & Onukwulu, 2024).

Terahertz Imaging (THz) is an emerging NDT technique that enables multi-layer defect analysis in medical devices. This method utilizes terahertz radiation, which lies between infrared and microwave frequencies, to penetrate non-metallic materials and provide detailed insights into layered structures (Alli & Dada, 2023, Fredson, et al., 2023). THz imaging is particularly useful for assessing polymer-based medical devices, pharmaceutical coatings, and bioengineered scaffolds, where detecting hidden defects or variations in layer composition is critical. Unlike X-rays, THz radiation is non-ionizing, making it safer for inspecting biologically sensitive materials (Afolabi & Akinsoto, 2023, Daramola, et al., 2023). This technique is gaining traction in the medical device industry for evaluating drug delivery patches, composite implants, and tissue scaffolds, ensuring uniformity and consistency in multilayered components. By enabling non-invasive, high-resolution imaging of internal features, THz imaging contributes to improved quality control and the development of more reliable medical devices (Akinyemi & Onukwulu, 2025, Ibeh, et al., 2025).

Laser-Induced Breakdown Spectroscopy (LIBS) is an advanced NDT method for assessing material composition in medical device manufacturing. LIBS utilizes a high-energy laser pulse to generate a plasma plume on the material surface, analyzing the emitted light spectrum to determine elemental composition (Gbadegesin, et al., 2022, Onukwulu, Agho & Eyo-Udo, 2022). This technique is highly effective for verifying the chemical composition of metallic implants, dental restorations, and bioengineered materials, ensuring compliance with material specifications. LIBS provides rapid, real-time analysis and can detect trace elements that may affect the biocompatibility and performance of medical devices (Adelodun, et al., 2018, Fredson, et al., 2021, Otokiti & Akorede, 2018). The ability to perform elemental analysis without requiring extensive sample preparation makes LIBS a valuable tool for monitoring material consistency, detecting contamination, and preventing deviations from established manufacturing standards.

The advantages of NDT techniques in early defect detection and failure prevention are significant. By enabling real-time inspection and comprehensive analysis of medical device components, NDT methods reduce the likelihood of defects reaching the market, thereby enhancing patient safety and reducing recall incidents (Agho, et al., 2022, Basiru, et al., 2022, Ibidunni, et al., 2022). The ability to identify internal voids, material inconsistencies, and structural weaknesses at the manufacturing stage helps mitigate risks associated with device failure, improving long-term reliability. Furthermore, NDT techniques facilitate process optimization by providing manufacturers with valuable insights into material behavior, machining precision, and assembly quality. By integrating NDT into production workflows, manufacturers can improve efficiency, minimize material waste, and maintain consistency across production batches (Alli & Dada, 2021, Fredson, et al., 2021, Sobowale, et al., 2021).

In addition to quality control, NDT plays a crucial role in regulatory compliance, ensuring that medical devices adhere to industry standards and safety guidelines. Regulatory bodies such as the FDA and ISO mandate stringent testing protocols for medical devices, requiring manufacturers to implement robust inspection methodologies (Ayanponle, et al., 2024, Farooq, Abbey & Onukwulu, 2024). The use of NDT techniques helps manufacturers meet these requirements by providing objective, reproducible data that supports product validation and certification processes (Adekola, et al., 2023, Nwaimo, et al., 2023). The adoption of AI and machine learning in NDT further enhances defect detection capabilities by enabling

automated analysis, pattern recognition, and predictive maintenance, reducing human error and improving overall inspection accuracy.

The integration of NDT methods with Industry 4.0 technologies, such as digital twins and smart manufacturing systems, is revolutionizing medical device production. Digital twins, which create virtual replicas of physical devices, allow manufacturers to simulate performance, predict failure points, and optimize designs before physical production. By incorporating real-time NDT data into digital twin models, manufacturers can continuously monitor product integrity and make data-driven decisions to improve device performance (Arinze, et al., 2024, Farooq, Abbey & Onukwulu, 2024, Oyedokun, Ewim & Oyeyemi, 2024). This convergence of NDT, AI, and digital manufacturing is driving the next generation of quality assurance in medical device production, ensuring that innovations in healthcare technology are both safe and effective.

Overall, NDT techniques provide invaluable benefits in medical device manufacturing, from defect detection and material characterization to structural analysis and regulatory compliance. The adoption of advanced NDT methods, such as ultrasonic testing, XCT, OCT, terahertz imaging, and LIBS, enhances inspection accuracy and ensures that medical devices meet the highest standards of safety and performance (Ajiga, et al., 2024, Majebi, Adelodun & Chinyere, 2024). As the medical device industry continues to evolve, the integration of NDT with emerging technologies will further strengthen quality control processes, minimize production risks, and improve patient outcomes. By leveraging non-destructive testing as a fundamental component of manufacturing, the medical device industry can achieve greater reliability, efficiency, and innovation in the development of life-saving technologies.

#### **Integration of AI and Machine Learning in Nanometrology and NDT**

The integration of artificial intelligence (AI) and machine learning (ML) into nanometrology and non-destructive testing (NDT) has revolutionized the way medical device manufacturers ensure accuracy, reliability, and safety. Traditional metrology and inspection methods rely on manual interpretation and predefined measurement techniques, which, while effective, are often time-consuming and prone to human error (Fredson, et al., 2022, Ogbeta, Mbata & Katas, 2022). AI-driven data processing enables manufacturers to achieve a higher level of precision, automate complex analyses, and extract valuable insights from vast datasets. This is particularly crucial in nanometrology, where nanoscale features must be measured with sub-nanometer accuracy. AI-based image analysis and computational models enhance the resolution, speed, and consistency of measurements, making it possible to detect minute deviations that might otherwise go unnoticed (Adewumi, et al., 2024, Fredson, et al., 2024, Oyedokun, et al., 2024). By integrating AI with atomic force microscopy (AFM), scanning electron microscopy (SEM), and other nanometrology techniques, manufacturers can achieve real-time defect detection, optimize surface modifications, and improve overall device quality. Machine learning algorithms are playing a transformative role in pattern recognition and defect prediction, particularly in the evaluation of medical implants, drug delivery systems, and microfluidic devices. Unlike conventional defect detection methods that rely on predefined thresholds, ML models learn from large datasets of historical and real-time measurements to identify patterns associated with defects, material inconsistencies, and performance deviations (Alade, et al., 2024, Majebi, Adelodun & Anyanwu, 2024). Neural networks and deep learning models have proven particularly effective in classifying complex surface features, segmenting microscopic images, and predicting potential failure points in medical devices. By training ML models with vast amounts of imaging and metrology data, manufacturers can develop predictive maintenance systems that flag deviations before they become critical failures. This approach minimizes waste, reduces production downtime, and ensures that medical devices meet stringent regulatory requirements. AI-powered ML techniques also enable adaptive quality control, where the system continuously refines its

accuracy by learning from new data, leading to improved manufacturing efficiency and cost savings (Amos, Adeniyi & Oluwatosin, 2014, Otokiti, 2012).

The role of digital twins in real-time process monitoring has further enhanced the capabilities of AI in nanometrology and NDT. A digital twin is a virtual replica of a physical medical device or manufacturing process that is continuously updated with real-world data. By integrating real-time measurements from metrology tools and NDT systems, digital twins provide a comprehensive view of the entire production process, enabling predictive analysis and optimization (Anaba, et al., 2023, Onukwulu, Agho & Eyo-Udo, 2023). This technology allows manufacturers to simulate various conditions, test different manufacturing parameters, and anticipate defects before they occur. Digital twins play a crucial role in medical device development by allowing engineers to experiment with design modifications, optimize material properties, and simulate long-term wear and degradation without the need for physical prototypes. In nanometrology, digital twins assist in fine-tuning surface properties of biomedical implants, ensuring that they meet specific biocompatibility and mechanical strength requirements (Ayinde, et al., 2021, Onukwulu, et al., 2021, Tula, et al., 2004). In NDT, they help monitor structural integrity, predict potential failure points, and assess the long-term performance of medical devices under different environmental conditions.

Several case studies highlight the impact of AI-enhanced quality assurance in medical device manufacturing. In one example, AI-driven image analysis has been successfully implemented in the inspection of orthopedic implants, where minor surface defects such as micro-cracks and inclusions can compromise the integrity of the device (Afolabi & Akinsooto, 2023, Ogbeta, et al., 2023). Using convolutional neural networks (CNNs), researchers have developed automated defect detection systems that analyze SEM images with high precision, significantly reducing inspection time while improving detection accuracy. This AI-based approach has led to higher-quality implants with reduced failure rates and improved patient outcomes. Another case study involves the application of AI in the inspection of bioresorbable stents, where ML models are used to predict material degradation rates based on real-time NDT data (Adelodun & Anyanwu, 2024, Majebi, Adelodun & Chinyere, 2024). By integrating AI-driven predictive analytics with terahertz imaging, manufacturers can ensure that these stents maintain structural integrity long enough to support healing before safely degrading in the body.

The use of AI in X-ray computed tomography (XCT) for medical device inspection is another notable example. XCT generates high-resolution three-dimensional images of medical implants, allowing for detailed internal structural analysis. However, manual interpretation of XCT scans can be labor-intensive and subject to human bias. AI-powered algorithms have been developed to automate defect detection in XCT images, identifying porosity, delamination, and other structural inconsistencies with exceptional accuracy (Ajiga, Ayanponle & Okatta, 2022, Onukwulu, et al., 2022). These AI models not only improve defect detection but also enhance process efficiency by reducing the need for multiple scans and operator intervention. AI-enhanced XCT has proven particularly valuable in the quality assurance of additively manufactured medical devices, where internal defects such as voids and incomplete fusion must be identified to ensure product reliability (Adebisi, et al., 2023, Majebi, et al., 2023).

In the pharmaceutical industry, AI-driven nanometrology has been employed to optimize the production of nanoformulated drug delivery systems. Precise control over nanoparticle size, surface charge, and morphology is essential for ensuring consistent drug release and bioavailability. AI-based predictive modeling has enabled pharmaceutical manufacturers to fine-tune production parameters in real time, leading to improved formulation stability and enhanced therapeutic efficacy (Onukwulu, et al., 2025, Ogbeta, Mbata & Katas, 2025). Machine learning models trained on extensive datasets of particle size distribution, AFM

measurements, and in-vitro drug release profiles have successfully optimized process conditions, reducing batch-to-batch variability and increasing manufacturing efficiency. This AI-driven approach has also contributed to faster regulatory approvals by providing more comprehensive and reproducible quality control data.

AI integration with laser-induced breakdown spectroscopy (LIBS) has further enhanced material composition analysis in medical device manufacturing. LIBS is commonly used to verify the elemental composition of metallic implants, ensuring that they meet precise material specifications. Traditional LIBS analysis relies on manual spectral interpretation, which can be challenging due to complex spectral overlaps and background noise (Adewumi, et al., 2023, Iwe, et al., 2023, Oludare, et al., 2023). AI-powered spectral analysis models have been developed to automate and improve LIBS data interpretation, enabling rapid and accurate material characterization. These AI-enhanced systems can differentiate between subtle variations in alloy compositions, detect trace contaminants, and provide real-time feedback for process adjustments. This capability has been instrumental in ensuring the consistency and biocompatibility of implant materials, reducing the risk of adverse biological reactions in patients.

The integration of AI and ML in nanometrology and NDT is also fostering advancements in regulatory compliance and process validation. Regulatory agencies such as the FDA and European Medical Agency (EMA) require extensive documentation and validation of quality control procedures in medical device manufacturing (Alli & Dada, 2023, Bristol-Alagbariya, Ayanponle & Ogedengbe, 2023). AI-driven quality assurance systems provide robust, data-driven evidence of compliance by continuously monitoring and documenting process parameters, measurement data, and defect analysis results. This not only simplifies the regulatory approval process but also strengthens traceability and accountability in medical device production. AI-powered process validation tools enable manufacturers to detect and rectify deviations in real time, preventing non-conforming products from reaching the market and reducing the likelihood of costly recalls.

As AI and ML continue to evolve, their role in nanometrology and NDT is expected to expand further, driving the next generation of medical device manufacturing. The combination of AI-powered metrology, real-time process monitoring, and predictive analytics will lead to even greater levels of precision, efficiency, and reliability (Agho, et al., 2021, Onukwulu, et al., 2021, Otokiti, 2018). The ongoing development of self-learning AI models capable of autonomously adapting to new manufacturing conditions will further optimize quality control processes and enable continuous improvements in product performance. Additionally, the integration of AI with advanced robotics and automation systems will further streamline inspection workflows, reducing reliance on manual intervention and increasing throughput.

Ultimately, the integration of AI and ML in nanometrology and NDT is transforming medical device manufacturing, ensuring that products meet the highest standards of safety and efficacy. By leveraging AI-driven data processing, ML-based defect prediction, and digital twin technology, manufacturers can achieve unprecedented levels of quality assurance. The case studies discussed demonstrate the tangible benefits of AI-enhanced inspection methods, from orthopedic implants and drug delivery systems to XCT analysis and LIBS material verification (Fredson, et al., 2022, Nwaimo, Adewumi & Ajiga, 2022). As AI technologies continue to advance, their application in medical device manufacturing will become increasingly sophisticated, leading to safer, more effective, and higher-quality healthcare solutions for patients worldwide.

### **Regulatory Compliance and Standardization**

Regulatory compliance and standardization play a critical role in ensuring the accuracy, safety, and reliability of medical devices, particularly as manufacturing processes incorporate

advanced nanometrology and non-destructive testing (NDT) methods. Medical devices must adhere to stringent industry standards and regulatory requirements to guarantee their performance, biocompatibility, and durability, minimizing risks for patients and healthcare providers (Ajiga, et al., 2024, Kelvin-Agwu, et al., 2024, Sam-Bulya, et al., 2024). Regulatory bodies such as the U.S. Food and Drug Administration (FDA), the European Medicines Agency (EMA), and the International Organization for Standardization (ISO) establish comprehensive guidelines that govern the design, production, testing, and post-market surveillance of medical devices. Among these regulations, ISO 13485 is one of the most widely recognized standards, outlining quality management system (QMS) requirements specifically for medical device manufacturers (Afolabi & Akinsooto, 2023, Onukwulu, Agho & Eyo-Udo, 2023). Compliance with ISO 13485 ensures that companies maintain consistent product quality, implement risk management protocols, and adhere to strict documentation and traceability practices. Similarly, the FDA's regulations, particularly under 21 CFR Part 820, enforce good manufacturing practices (GMP) that align with international standards while addressing unique regulatory considerations in the U.S. market.

Ensuring compliance in medical device manufacturing is crucial, as non-compliance can lead to severe consequences, including product recalls, legal actions, financial losses, and damage to a company's reputation. Regulatory agencies impose strict requirements to mitigate risks associated with defective or substandard medical devices, which could cause harm to patients and compromise healthcare outcomes (Ajayi, et al., 2020, Onukwulu, Agho & Eyo-Udo, 2021). Inaccuracies in manufacturing can result in implant failures, contamination issues, and unintended device malfunctions, making it imperative for manufacturers to implement robust quality control systems. Nanometrology and NDT have emerged as essential tools in ensuring regulatory compliance, allowing manufacturers to maintain the highest levels of precision and reliability in medical device production. By integrating nanometrology techniques such as atomic force microscopy (AFM), scanning electron microscopy (SEM), and white light interferometry, manufacturers can achieve precise characterization of surface topography, dimensional tolerances, and material properties, ensuring that products meet established safety and performance criteria (Ogbeta, Mbata & Udemzue, 2025, Onukwulu, et al., 2025). Similarly, NDT methods such as X-ray computed tomography (XCT), optical coherence tomography (OCT), and ultrasonic testing provide non-invasive evaluation of structural integrity, material composition, and defect detection without compromising device integrity. These techniques support manufacturers in demonstrating compliance with regulatory requirements by providing verifiable data on product quality, material consistency, and long-term reliability.

The implementation of nanometrology and NDT within regulatory frameworks requires a systematic approach to integrating advanced measurement and inspection techniques into medical device manufacturing workflows. Regulatory agencies require manufacturers to establish comprehensive quality control systems that encompass design validation, process monitoring, and post-market surveillance (Adelodun & Anyanwu, 2024, Kelvin-Agwu, et al., 2024, Sule, et al., 2024). Nanometrology methods are particularly useful in verifying the microstructural properties of medical implants, ensuring that they meet strict dimensional tolerances and surface finish requirements. For example, orthopedic implants such as hip and knee replacements require precise nanoscale surface modifications to promote osseointegration and reduce wear over time. AFM and SEM are routinely employed to assess these surface features, enabling manufacturers to validate their products against regulatory standards. Furthermore, the FDA mandates thorough characterization of materials used in medical devices to ensure biocompatibility and long-term stability. Nanometrology techniques such as confocal microscopy and laser-induced breakdown spectroscopy (LIBS) aid in

evaluating thin film coatings, material homogeneity, and elemental composition, ensuring that medical devices conform to industry requirements.

Non-destructive testing plays a crucial role in meeting regulatory demands for comprehensive quality assessment without compromising the structural integrity of medical devices. XCT is widely used to inspect the internal structure of implants, prosthetics, and 3D-printed medical components, providing detailed cross-sectional imaging to detect porosity, inclusions, and other hidden defects (Adekoya, et al., 2024, Kelvin-Agwu, et al., 2024, Sam-Bulya, et al., 2024). This method aligns with regulatory guidelines that require thorough defect analysis and dimensional verification before product approval. Similarly, ultrasonic testing is frequently used for detecting internal flaws in metallic and polymer-based medical devices, ensuring that no critical defects escape detection. By implementing NDT techniques as part of their quality management systems, manufacturers can enhance product reliability, reduce failure rates, and meet stringent regulatory expectations for safety and efficacy.

Regulatory agencies also emphasize risk management in medical device manufacturing, as outlined in ISO 14971, which provides a framework for identifying, assessing, and mitigating risks associated with medical devices. Nanometrology and NDT contribute to this risk management process by enabling early defect detection, process optimization, and real-time monitoring of manufacturing variables (Ajiga, et al., 2024, Kelvin-Agwu, et al., 2024, Oyedokun, et al., 2024). Digital twin technology, which integrates real-time metrology and NDT data into virtual models, further supports regulatory compliance by providing continuous monitoring of product integrity and performance. Digital twins allow manufacturers to simulate various conditions, predict failure points, and refine product designs based on real-world data, aligning with regulatory expectations for proactive quality assurance.

The adoption of artificial intelligence (AI) and machine learning (ML) in nanometrology and NDT is further improving compliance with regulatory standards by automating data analysis, enhancing defect detection, and reducing human error. AI-driven systems can analyze vast datasets from metrology and NDT inspections, identifying patterns indicative of potential defects or inconsistencies (Onukwulu, et al., 2022, Sobowale, et al., 2022, Oludare, Adeyemi & Otokiti, 2022). This capability enables predictive maintenance, where manufacturers can address quality issues before they lead to non-conforming products. Regulatory agencies are increasingly recognizing the value of AI in medical device quality control, as it enhances traceability, ensures data integrity, and improves overall manufacturing efficiency. AI-powered image analysis, for example, is being used to automate the inspection of medical implants, reducing reliance on manual evaluation and providing highly accurate, repeatable measurements that align with regulatory expectations.

Ensuring compliance also involves extensive documentation and traceability, as regulatory agencies require manufacturers to maintain detailed records of quality control processes, test results, and corrective actions. The integration of nanometrology and NDT into regulatory frameworks facilitates this documentation process by providing objective, quantifiable data that can be used for regulatory submissions and audits (Adelodun & Anyanwu, 2024, Kelvin-Agwu, et al., 2024, Uchendu, Omomo & Esiri, 2024). Measurement data from AFM, SEM, XCT, and other techniques can be archived and referenced for future quality assessments, helping manufacturers demonstrate consistency in their production processes. In addition, digital record-keeping systems and blockchain technology are being explored to further enhance traceability and security in medical device manufacturing, ensuring that all quality control activities are accurately documented and readily accessible for regulatory review.

Global harmonization of medical device regulations is an ongoing effort to streamline compliance processes across different regulatory jurisdictions. Organizations such as the International Medical Device Regulators Forum (IMDRF) are working to align regulatory

requirements, making it easier for manufacturers to achieve compliance in multiple markets. The standardization of nanometrology and NDT methodologies plays a key role in this harmonization process by establishing universally accepted measurement and inspection techniques (Adewumi, et al., 2024, Kelvin-Agwu, et al., 2024, Sam-Bulya, et al., 2024). By adopting standardized testing protocols and industry best practices, manufacturers can ensure that their medical devices meet regulatory requirements not only in their domestic markets but also in international markets, facilitating global product distribution.

As medical device technology continues to evolve, regulatory compliance and standardization will remain critical in ensuring patient safety and product reliability. The integration of nanometrology and NDT within regulatory frameworks provides manufacturers with the tools necessary to maintain high-quality standards, minimize defects, and meet stringent safety requirements (Adebisi, et al., 2021, Onukwulu, Agho & Eyo-Udo, 2021). The continuous advancement of metrology and inspection technologies, coupled with AI-driven automation and digital twin modeling, will further enhance compliance processes, enabling manufacturers to optimize their quality control practices while staying ahead of regulatory changes. By embracing these innovations, the medical device industry can achieve greater efficiency, reduce manufacturing risks, and contribute to the development of safer, more effective healthcare solutions for patients worldwide.

### **Challenges and Future Perspectives**

The development of nanometrology and non-destructive testing (NDT) methods for ensuring the accuracy and safety of medical device manufacturing has introduced significant advancements, but it also presents various challenges that must be addressed to enhance efficiency and reliability. One of the primary limitations of current nanometrology and NDT techniques is the complexity and sensitivity of nanoscale measurements (Adelodun & Anyanwu, 2024, Nwaozumudoh, 2024, Oyedokun, Ewim & Oyeyemi, 2024). Many nanometrology tools, such as atomic force microscopy (AFM) and scanning electron microscopy (SEM), require highly controlled environments to ensure accurate measurements, making them susceptible to external vibrations, temperature fluctuations, and operator inconsistencies. Additionally, non-destructive testing methods such as X-ray computed tomography (XCT) and ultrasonic testing have inherent resolution limitations, making it difficult to detect defects at the nanometer scale. The need for high precision often results in longer inspection times, reducing throughput and increasing manufacturing costs. Another challenge is the difficulty in standardizing nanometrology and NDT techniques across different medical device applications. Since medical devices vary significantly in material composition, structure, and intended use, establishing universal testing protocols remains a complex task. The absence of standardized methodologies can lead to variations in quality assessment, regulatory inconsistencies, and potential risks associated with device failures.

One of the most significant barriers to the widespread adoption of advanced nanometrology and NDT techniques is the high cost of implementation. The acquisition, maintenance, and operational costs of high-resolution measurement instruments and sophisticated NDT systems are substantial, making it difficult for small and mid-sized manufacturers to integrate these technologies into their quality control processes (Ajayi, et al., 2020, Ogbeta, Mbata & Katas, 2021). Advanced metrology tools such as white light interferometry, optical coherence tomography (OCT), and laser-induced breakdown spectroscopy (LIBS) require highly specialized expertise, further increasing training and labor costs. Additionally, the complexity of data interpretation and analysis in nanometrology and NDT demands skilled personnel with expertise in materials science, physics, and engineering, leading to a shortage of qualified professionals. This expertise gap poses a significant barrier to adoption, as manufacturers struggle to integrate new technologies without sufficient technical support. Another cost-related challenge is the scalability of these technologies in high-volume production

environments (Ogunsola, et al., 2025, Onukwulu, et al., 2025). While laboratory-scale testing provides valuable insights, the transition to large-scale manufacturing requires automation and real-time integration, which adds to the financial burden. Balancing cost-effectiveness with technological advancements remains a critical challenge for manufacturers seeking to enhance quality control while maintaining profitability.

Future research directions in nanometrology and NDT are increasingly focused on leveraging artificial intelligence (AI), real-time monitoring, and automation to overcome current limitations and improve efficiency. AI-driven metrology has emerged as a promising solution to enhance precision, reduce measurement uncertainty, and automate data interpretation. Machine learning algorithms can analyze vast datasets generated from AFM, SEM, XCT, and other metrology tools, identifying defects and deviations with higher accuracy than traditional manual inspection methods (Ajiga, et al., 2024, Kelvin-Agwu, et al., 2024, Paul, et al., 2024). AI-powered image recognition is particularly useful in defect detection, as deep learning models can be trained to recognize patterns indicative of material inconsistencies, surface roughness variations, or internal voids. Additionally, predictive analytics powered by AI can enable manufacturers to anticipate potential defects before they occur, facilitating proactive quality control. This approach minimizes waste, reduces rework costs, and ensures that medical devices meet stringent regulatory requirements (Adewumi, Ochuba & Olutimehin, 2024, Nwaozumudoh, et al., 2024, Uchendu, Omomo & Esiri, 2024). Another emerging area of research is in-situ real-time monitoring, which integrates nanometrology and NDT directly into the manufacturing process to provide continuous quality assessment. In-situ monitoring eliminates the need for post-production inspections by allowing defects to be identified and corrected in real time. For example, integrating OCT and terahertz imaging into additive manufacturing processes enables layer-by-layer defect detection, ensuring that each stage of production meets the desired quality standards (Adewumi, et al., 2023, Iwe, et al., 2023, Oludare, et al., 2023). Similarly, real-time XCT analysis in metal 3D printing allows manufacturers to assess internal structures as components are being built, reducing the likelihood of defects going undetected. In-situ monitoring enhances process efficiency, shortens production cycles, and improves the overall reliability of medical devices.

Automation is another key area driving the future of nanometrology and NDT, particularly in high-volume manufacturing environments where manual inspections are impractical. Robotic inspection systems equipped with AI-driven metrology tools can autonomously perform surface analysis, dimensional measurements, and defect detection, significantly reducing reliance on human operators (Fredson, et al., 2022, Nwaimo, Adewumi & Ajiga, 2022). Automation enhances measurement repeatability and consistency while accelerating quality control workflows. Furthermore, the combination of AI, automation, and robotics facilitates adaptive quality control, where metrology systems continuously learn from new data and optimize inspection parameters to improve accuracy over time. This dynamic approach enables manufacturers to achieve higher levels of precision while reducing variability in medical device production.

The role of Industry 4.0 in the evolution of medical device quality control is becoming increasingly significant, as interconnected digital systems enable seamless integration of nanometrology, NDT, AI, and automation. Industry 4.0 focuses on the convergence of cyber-physical systems, the Internet of Things (IoT), big data analytics, and smart manufacturing, creating an ecosystem where medical device production is optimized through real-time data exchange (Adekoya, et al., 2024, Kelvin-Agwu, et al., 2024, Sam-Bulya, et al., 2024). One of the key innovations in this space is the development of digital twins, virtual replicas of physical devices and manufacturing processes that allow manufacturers to simulate, monitor, and optimize production in real time. Digital twins integrate data from nanometrology and NDT systems, providing a comprehensive view of product integrity and enabling predictive

maintenance strategies (Ajiga, et al., 2024, Kelvin-Agwu, et al., 2024, Oyedokun, et al., 2024). By leveraging real-time data from AI-driven metrology tools, digital twins can simulate the long-term performance of medical devices, identify potential failure points, and refine manufacturing parameters to improve quality outcomes.

Another crucial aspect of Industry 4.0 in medical device manufacturing is the use of cloud-based metrology and NDT platforms, where real-time inspection data is securely stored, analyzed, and shared across different stakeholders in the supply chain. Cloud-based solutions enable manufacturers to maintain traceability, comply with regulatory standards, and enhance collaboration between design teams, quality control engineers, and regulatory bodies (Adekoya, et al., 2024, Kelvin-Agwu, et al., 2024, Sam-Bulya, et al., 2024). By utilizing cloud computing and blockchain technology, manufacturers can ensure data integrity, protect intellectual property, and streamline compliance with global regulations.

As Industry 4.0 technologies continue to evolve, the integration of nanometrology and NDT with smart manufacturing systems will drive significant improvements in accuracy, efficiency, and cost-effectiveness. The ability to leverage big data analytics in quality control will enable manufacturers to detect trends, optimize process parameters, and implement continuous improvement strategies. Furthermore, advances in AI and deep learning will enable self-correcting metrology systems that can adapt to different material compositions, production environments, and device geometries, further enhancing the precision and reliability of medical device manufacturing (Ajiga, et al., 2024, Kelvin-Agwu, et al., 2024, Oyedokun, et al., 2024).

Despite the challenges associated with high costs, technical expertise, and implementation barriers, the future of nanometrology and NDT in medical device manufacturing is promising. With ongoing research in AI-driven metrology, in-situ real-time monitoring, and automation, manufacturers are moving toward a more efficient and data-driven approach to quality control. The adoption of Industry 4.0 principles is accelerating the digital transformation of medical device manufacturing, ensuring that products meet the highest standards of safety, accuracy, and regulatory compliance (Adewumi, Ochuba & Olutimehin, 2024, Nwaozomudoh, et al., 2024, Uchendu, Omomo & Esiri, 2024). By embracing these technological advancements, the medical device industry can achieve greater precision, minimize defects, and deliver innovative solutions that enhance patient care and healthcare outcomes.

## **CONCLUSION**

The development and integration of nanometrology and non-destructive testing (NDT) methods in medical device manufacturing have significantly enhanced the accuracy, safety, and reliability of medical products. As medical devices become more complex and miniaturized, traditional quality control methods have proven inadequate in ensuring the precision required for optimal performance. Nanometrology provides the capability to measure nanoscale features with high accuracy, allowing manufacturers to assess surface roughness, dimensional tolerances, and material properties with techniques such as atomic force microscopy (AFM), scanning electron microscopy (SEM), white light interferometry, and confocal microscopy. These techniques enable detailed characterization of medical implants, drug delivery systems, and lab-on-a-chip devices, ensuring that they meet stringent regulatory requirements for biocompatibility and functionality. NDT methods such as X-ray computed tomography (XCT), ultrasonic testing, optical coherence tomography (OCT), terahertz imaging, and laser-induced breakdown spectroscopy (LIBS) further enhance quality assurance by enabling real-time inspection of internal structures and material compositions without causing damage. The ability to detect defects early in the production process helps manufacturers prevent failures, reduce waste, and optimize production efficiency.

The impact of nanometrology and NDT on medical device safety and efficiency is profound, as these advanced techniques provide manufacturers with greater control over product quality and performance. The integration of these technologies ensures that medical devices meet regulatory standards, reducing the risks of device failures, recalls, and patient harm. Accurate measurement of nanoscale features is crucial for improving the biocompatibility and durability of medical implants, ensuring proper integration with biological tissues and minimizing complications. Additionally, NDT methods allow for thorough inspection of critical components, identifying defects such as cracks, voids, delaminations, and material inconsistencies that could compromise device reliability. The adoption of artificial intelligence (AI) and machine learning (ML) in nanometrology and NDT has further revolutionized quality control, enabling automated defect detection, predictive maintenance, and real-time process optimization. AI-driven data processing enhances measurement accuracy and repeatability while reducing human error and improving production efficiency. The role of Industry 4.0 in medical device manufacturing has also accelerated the adoption of smart manufacturing systems, where digital twins, cloud-based metrology platforms, and IoT-enabled monitoring systems facilitate seamless integration of quality control measures. These advancements contribute to improved traceability, compliance with regulatory standards, and continuous improvement in manufacturing processes.

Looking ahead, the future of nanometrology and NDT in medical device manufacturing will be shaped by further advancements in AI-driven automation, in-situ real-time monitoring, and digital manufacturing technologies. Research efforts should focus on developing cost-effective and scalable metrology solutions that can be integrated into high-volume production environments. The adoption of AI-powered analytics will continue to enhance defect detection capabilities and improve the accuracy of nanoscale measurements. Furthermore, regulatory agencies should work towards establishing standardized testing protocols for nanometrology and NDT, ensuring consistency across different medical device applications. Collaboration between industry leaders, research institutions, and regulatory bodies will be essential to driving innovation and fostering the widespread adoption of these technologies. Companies should invest in workforce training to bridge the expertise gap and ensure that professionals are equipped with the necessary skills to operate advanced metrology and NDT systems. Additionally, the implementation of real-time monitoring systems and digital twin technology will enable predictive quality control, reducing production errors and enhancing overall efficiency. By embracing these emerging technologies, the medical device industry can continue to improve patient safety, optimize manufacturing processes, and ensure the development of high-quality, reliable medical products for global healthcare markets.

## Reference

- Adebisi, B., Aigbedion, E., Ayorinde, O. B., & Onukwulu, E. C. (2023). A conceptual model for optimizing asset lifecycle management using digital twin technology for predictive maintenance and performance enhancement in oil & gas. *International Journal of Advances in Engineering and Management*, 2(1), 32–41. <https://doi.org/10.35629/IJAEM.2025.7.1.522-540>
- Adebisi, B., Aigbedion, E., Ayorinde, O. B., & Onukwulu, E. C. (2023). A conceptual model for integrating process safety management and reliability-centered maintenance to improve safety and operational efficiency in oil & gas. *International Journal of Social Science Exceptional Research*, 2(1), 32–41. <https://doi.org/10.54660/IJSSER.2023.2.1.32-41>
- Adebisi, B., Aigbedion, E., Ayorinde, O. B., & Onukwulu, E. C. (2023). A conceptual model for implementing lean maintenance strategies to optimize operational efficiency

- and reduce costs in oil & gas industries. *International Journal of Management and Organizational Research*, 2(1), 32–41. <https://doi.org/10.54660/IJMOR.2022.1.1.50-57>
- Adebisi, B., Aigbedion, E., Ayorinde, O. B., & Onukwulu, E. C. (2021). A conceptual model for predictive asset integrity management using data analytics to enhance maintenance and reliability in oil & gas operations. *International Journal of Multidisciplinary Research and Growth Evaluation*, 2(1), 534–54. <https://doi.org/10.54660/IJMRGE.2021.2.1.534-541>
- Adekola, A.D., Alli, O.I., Mbata, A.O., & Ogbeta, C.P., (2023). Integrating multisectoral strategies for tobacco control: Evidence-based approaches and public health outcomes. *International Journal of Medical and All Body Health Research*, 4(1), 60-69. DOI: <https://doi.org/10.54660/IJMBHR.2024.4.1.60-69>.
- Adekola, A.D., Alli, O.I., Mbata, A.O., & Ogbeta, C.P. (2023). 'Integrating multisectoral strategies for tobacco control: Evidence-based approaches and public health outcomes', *International Journal of Medical and All Body Health Research*, 4(1), pp. 60-69. Available at: <https://doi.org/10.54660/IJMBHR.2024.4.1.60-69>
- Adekoya, O. O., Daudu, C. D., Okoli, C. E., Isong, D., Adefemi, A., & Tula, O. A. (2024). The role of environmental policies in shaping oil and gas operations: A comparative review of Africa and the USA. *International Journal of Science and Research Archive*, 11(1), 798-806.
- Adekoya, O. O., Isong, D., Daudu, C. D., Adefemi, A., Okoli, C. E., & Tula, O. A. (2024). Reviewing the advancements in offshore drilling technologies in the USA and their global impact. *World Journal of Advanced Research and Reviews*, 21(1), 2242-2249.
- Adelodun, A. M., Adekanmi, A. J., Roberts, A., & Adeyinka, A. O. (2018). Effect of asymptomatic malaria parasitemia on the uterine and umbilical artery blood flow impedance in third-trimester singleton Southwestern Nigerian pregnant women. *Tropical Journal of Obstetrics and Gynaecology*, 35(3), 333-341.
- Adelodun, M. O., & Anyanwu, E. C. (2024). A critical review of public health policies for radiation protection and safety.
- Adelodun, M. O., & Anyanwu, E. C. (2024). Environmental and patient safety: Advances in radiological techniques to reduce radiation exposure.
- Adelodun, M. O., & Anyanwu, E. C. (2024). Evaluating the environmental impact of innovative radiation therapy techniques in cancer treatment.
- Adelodun, M. O., & Anyanwu, E. C. (2024). Global standards in radiation safety: A comparative analysis of healthcare regulations.
- Adelodun, M. O., & Anyanwu, E. C. (2024). Health effects of radiation: An Epidemiological study on populations near nuclear medicine facilities. *Health*, 13(9), 228-239.
- Adelodun, M. O., & Anyanwu, E. C. (2024). Integrating radiological technology in environmental health surveillance to enhance public safety.
- Adelodun, M., & Anyanwu, E. (2024). Comprehensive risk management and safety strategies in radiation use in medical imaging.
- Adewumi, A., Ewim, S. E., Sam-Bulya, N. J., & Ajani, O. B. (2024). Enhancing financial fraud detection using adaptive Machine Learning models and business analytics. *International Journal of Science and Research Update*. <https://doi.org/10.53430/ijrsru.2024.8.2.0054>
- Adewumi, A., Ewim, S. E., Sam-Bulya, N. J., & Ajani, O. B. (2024). Leveraging business analytics to build cyber resilience in Fintech: Integrating AI and governance, risk, and compliance (GRC) models. *International Journal of Management Research Update*. <https://doi.org/10.53430/ijmru.2024.8.2.0050>

- Adewumi, A., Ewim, S. E., Sam-Bulya, N. J., & Ajani, O. B. (2024). Advancing business performance through data-driven process automation: A case study of digital transformation in the banking sector. *International Journal of Management Research Update*. <https://doi.org/10.53430/ijmru.2024.8.2.0049>
- Adewumi, A., Ewim, S. E., Sam-Bulya, N. J., & Ajani, O. B. (2024). Strategic innovation in business models: Leveraging emerging technologies to gain a competitive advantage. *International Journal of Management & Entrepreneurship Research*, 6(10), 3372-3398.
- Adewumi, A., Ibeh, C. V., Asuzu, O. F., Adelekan, O. A. A., Awonnuga, K. F., & Daraojimba, O. D. (2024). Data analytics in retail banking: A review of customer insights and financial services innovation. *Bulletin of Social and Economic Sciences*, 1(2024), 16. <http://doi.org/10.26480/bosoc.01.2024.16>
- Adewumi, A., Nwaimo, C. S., Ajiga, D., Agho, M. O., & Iwe, K. A. (2023). AI and data analytics for sustainability: A strategic framework for risk management in energy and business. *International Journal of Science and Research Archive*, 3(12), 767–773.
- Adewumi, A., Ochuba, N. A., & Olutimehin, D. O. (2024). The role of AI in financial market development: Enhancing efficiency and accessibility in emerging economies. *Finance & Accounting Research Journal*, 6(3), 421–436. Retrieved from [www.fepbl.com/index.php/farj](http://www.fepbl.com/index.php/farj)
- Adewumi, A., Oshioke, E. E., Asuzu, O. F., Ndubuisi, L. N., Awonnuga, K. F., & Daraojim, O. H. (2024). Business intelligence tools in finance: A review of trends in the USA and Africa. *World Journal of Applied Research*, 21(3), 333. <https://doi.org/10.30574/wjarr.2024.21.3.0333>
- Afolabi, M. A., Olisakwe, H. C., & Igunma, T. O. (2024). A conceptual framework for designing multi-functional catalysts: Bridging efficiency and sustainability in industrial applications. *Global Journal of Research in Multidisciplinary Studies*, 2, 058-66.
- Afolabi, M. A., Olisakwe, H. C., & Igunma, T. O. (2024). Catalysis 4.0: A framework for integrating Machine Learning and material science in catalyst development. *Global Journal of Research in Multidisciplinary Studies*, 2(02), 038-046.
- Afolabi, M. A., Olisakwe, H. C., & Igunma, T. O. (2024). Sustainable catalysis: A holistic framework for lifecycle analysis and circular economy integration in catalyst design. *Engineering Science & Technology Journal*, 5(12), 3221-31.
- Afolabi, S. O., & Akinsooto, O. (2023). Conceptual framework for mitigating cracking in superalloy structures during wire arc additive manufacturing (WAAM). *International Journal of Multidisciplinary Comprehensive Research*. [https://www.allmultidisciplinaryjournal.com/uploads/archives/20250123172459\\_MGE-2025-1-190.1.pdf](https://www.allmultidisciplinaryjournal.com/uploads/archives/20250123172459_MGE-2025-1-190.1.pdf)
- Afolabi, S. O., & Akinsooto, O. (2023). Conceptual framework for mitigating cracking in superalloy structures during Wire Arc Additive Manufacturing (WAAM).
- Afolabi, S. O., & Akinsooto, O. (2023). Theoretical framework for dynamic mechanical analysis in material selection for high-performance engineering applications. *International Journal of Multidisciplinary Comprehensive Research*. [https://www.multispecialityjournal.com/uploads/archives/20250125154959\\_MCR-2025-1-005.1.pdf](https://www.multispecialityjournal.com/uploads/archives/20250125154959_MCR-2025-1-005.1.pdf)
- Agho, G., Aigbaifé, K., Ezech, M. O., Isong, D., & Oluseyi. (2022). Advancements in green drilling technologies: Integrating carbon capture and storage (CCS) for

- sustainable energy production. *World Journal of Advanced Research and Reviews*, 13(2), 995–1011. <https://doi.org/10.30574/ijrsra.2023.8.1.0074>
- Agho, G., Aigbaifie, K., Ezeh, M. O., Isong, D., & Oluseyi. (2023). Sustainability and carbon capture in the energy sector: A holistic framework for environmental innovation. *Magna Scientia Advanced Research and Reviews*, 9(2), 195–203. <https://doi.org/10.30574/msarr.2023.9.2.0155>
- Agho, G., Ezeh, M. O., Isong, D., Iwe, K. A., & Oluseyi. (2023). Commercializing the future: Strategies for sustainable growth in the upstream oil and gas sector. *Magna Scientia Advanced Research and Reviews*, 8(1), 203–211. <https://doi.org/10.30574/msarr.2023.8.1.0086>
- Agho, G., Ezeh, M. O., Isong, M., Iwe, D., & Oluseyi, K. A. (2021). Sustainable pore pressure prediction and its impact on geo-mechanical modelling for enhanced drilling operations. *World Journal of Advanced Research and Reviews*, 12(1), 540–557. <https://doi.org/10.30574/wjarr.2021.12.1.0536>
- Ajayi, A. B., Folarin, T. E., Mustapha, H. A., Popoola, A. F., & Afolabi, S. O. (2020). Development of a low-cost polyurethane (foam) waste shredding machine. *ABUAD Journal of Engineering Research and Development*, 3(2), 105–114. <http://ajerd.abuad.edu.ng/wp-content/uploads/2020/12/AJERD0302-12.pdf>
- Ajayi, A. B., Mustapha, H. A., Popoola, A. F., Folarin, T. E., & Afolabi, S. O. (2021). Development of a rectangular mould with vertical screw press for polyurethane (foam) waste recycling machine. *Polyurethane*, 4(1). <http://ajerd.abuad.edu.ng/wp-content/uploads/2021/07/AJERD0401-05.pdf>
- Ajayi, A. B., Mustapha, H. A., Popoola, A. F., Folarin, T. E., & Afolabi, S. O. (2023). Development of a laboratory-scale steam boiler for polyurethane (foam) waste recycling machine. *Journal of Advanced Engineering and Computation*, 7(2), 133–143. <http://dx.doi.org/10.55579/jaec.202372.409>
- Ajayi, A. B., Popoola, A. F., Mustapha, H. A., Folarin, T. E., & Afolabi, S. O. (2020). Development of a mixer for polyurethane (foam) waste recycling machine. *ABUAD Journal of Engineering Research and Development*, in-Press. <http://ajerd.abuad.edu.ng/wp-content/uploads/2021/07/AJERD0401-03.pdf>
- Ajiga, D. I., Adeleye, R. A., Asuzu, O. F., Owolabi, O. R., Bello, B. G., & Ndubuisi, N. L. (2024). Review of AI techniques in financial forecasting: applications in stock market analysis. *Finance & Accounting Research Journal*, 6(2), 125-145.
- Ajiga, D. I., Adeleye, R. A., Tubokirifuruar, T. S., Bello, B. G., Ndubuisi, N. L., Asuzu, O. F., & Owolabi, O. R. (2024). Machine learning for stock market forecasting: A review of models and accuracy. *Finance & Accounting Research Journal*, 6(2), 112-124.
- Ajiga, D. I., Ndubuisi, N. L., Asuzu, O. F., Owolabi, O. R., Tubokirifuruar, T. S., & Adeleye, R. A. (2024). AI-driven predictive analytics in retail: A review of emerging trends and customer engagement strategies. *International Journal of Management & Entrepreneurship Research*, 6(2), 307-321.
- Ajiga, D., & Ayanponle, L., & Okatta, C. G. (2022). AI-powered HR analytics: Transforming workforce optimization and decision-making. *International Journal of Science and Research Archive*, 5(2), 338-346.
- Ajiga, D., Okeleke, P. A., Folorunsho, S. O., & Ezeigweneme, C. (2024). Navigating ethical considerations in software development and deployment in technological giants.
- Ajiga, D., Okeleke, P. A., Folorunsho, S. O., & Ezeigweneme, C. (2024). The role of software automation in improving industrial operations and efficiency.

- Ajiga, D., Okeleke, P. A., Folorunsho, S. O., & Ezeigweneme, C. (2024). Designing cybersecurity measures for enterprise software applications to protect data integrity.
- Ajiga, D., Okeleke, P. A., Folorunsho, S. O., & Ezeigweneme, C. (2024). Enhancing software development practices with AI insights in high-tech companies.
- Ajiga, D., Okeleke, P. A., Folorunsho, S. O., & Ezeigweneme, C. (2024). Methodologies for developing scalable software frameworks that support growing business needs.
- Ajonbadi, H. A., Lawal, A. A., Badmus, D. A., & Otokiti, B. O. (2014). Financial control and organizational performance of the Nigerian Small and Medium Enterprises (SMEs): A catalyst for economic growth. *American Journal of Business, Economics and Management*, 2(2), 135-143.
- Ajonbadi, H. A., Mojeed-Sanni, B. A., & Otokiti, B. O. (2015). Sustaining competitive advantage in medium-sized enterprises (MEs) through employee social interaction and helping behaviors. *Journal of Small Business and Entrepreneurship*, 3(2), 1–16.
- Ajonbadi, P., Otokiti, H. A., & Adebayo, B. O. (2016). The efficacy of planning on organisational performance in the Nigeria SMEs. *European Journal of Business and Management*, 24(3), 25–47.
- Akinbola, O. A., & Otoki, B. O. (2012). Effects of lease options as a source of finance on profitability performance of Small and Medium Enterprises (SMEs) in Lagos State, Nigeria.
- Akinbola, O. A., Otokiti, B. O., Akinbola, O. S., & Sanni, S. A. (2020). Nexus of born global entrepreneurship firms and economic development in Nigeria. *Ekonomicko-Manazerske Spektrum*, 14(1), 52-64.
- Akinyemi, M., & Onukwulu, E. C., (2025). Conceptual framework for building cross-functional agility: Leadership and team collaboration in hospitality and logistics. *International Journal of Engineering Research and Development*, [online] 21(1), 177–184. Available at: <http://www.ijerd.com/paper/vol21-issue1/2101177184.pdf>
- Akinyemi, M., & Onukwulu, E. C., (2025). Conceptual framework for optimizing service delivery: Aligning hospitality and logistics operations for sustainable excellence. *International Journal Of Engineering Research And Development*, [online] 21(1), 185–191. Available at: <http://www.ijerd.com/paper/vol21-issue1/2101185191.pdf>
- Alade, O. E., Emekwisia, C. C., Emejulu, E. C., Aruya, G. A., Afolabi, S. O., Okoye, J. C., & Okiye, S. E. (2024). Exploratory analysis on the physical and microstructural properties of aluminum/fly-ash composite. *American Journal of Bioscience and Bioinformatics*, 3(1), 36–41. <https://doi.org/10.54536/ajbb.v3i1.3466>
- Alli, O. I., & Dada, S. A. (2023). Cross-Cultural tobacco dependency treatment: A robust review of models for tailored interventions in diverse healthcare contexts. *International Journal of Multidisciplinary Research and Growth Evaluation*, 4(6), 1102–1108. DOI: <https://doi.org/10.54660/IJMRGE.2023.4.6.1102-1108>
- Alli, O. I., & Dada, S. A. (2023). Reducing maternal smoking through evidence-based interventions: Advances and emerging models in high-impact public health strategies. *International Journal of Multidisciplinary Research and Growth Evaluation*, 4(6), 1095–1101. DOI: <https://doi.org/10.54660/IJMRGE.2023.4.6.1095-1101>
- Alli, O. I., & Dada, S. A. (2024). Global advances in tobacco control policies: A review of evidence, implementation models, and public health outcomes. *International Journal of Multidisciplinary Research and Growth Evaluation*, 5(6), 1456–1461. DOI: <https://doi.org/10.54660/IJMRGE.2024.5.6.1456-1461>

- Alli, O.I., & Dada, S.A. (2021). Innovative models for tobacco dependency treatment: A review of advances in integrated care approaches in high-income healthcare systems', *IRE Journals*, 5(6), 273-282. Available at: <https://www.irejournals.com/>
- Alli, O.I., & Dada, S.A. (2022). Pharmacist-led smoking cessation programs: A comprehensive review of effectiveness, implementation models, and future directions. *International Journal of Science and Technology Research Archive*, 3(2), 297–304. Available at: <https://doi.org/10.53771/ijstra.2022.3.2.0129>
- Amos, A. O., Adeniyi, A. O., & Oluwatosin, O. B. (2014). Market based capabilities and results: inference for telecommunication service businesses in Nigeria. *European Scientific Journal*, 10(7).
- Anaba, D. C., Agho, M. O., Onukwulu, E.C., & Egbumokei, P. I. (2025). A predictive maintenance framework for offshore industrial equipment: Digital transformation for enhanced reliability. *Engineering and Technology Journal*, 10(1), 3666–3676. <https://doi.org/10.47191/etj/v10i01.24>
- Anaba, D.C., Agho, M. O., Onukwulu, E. C., & Egbumokei, P. I., (2023). Conceptual model for integrating carbon footprint reduction and sustainable procurement in offshore energy operations. *International Journal of Multidisciplinary Research and Growth Evaluation*, 4(1), 751-759 DOI: 10.54660/IJMRGE.2023.4.1.751-759
- Arinze, C. A., Izionworu, V. O., Isong, D., Daudu, C. D., & Adefemi, A. (2024). Integrating Artificial Intelligence into engineering processes for improved efficiency and safety in oil and gas operations. *Open Access Research Journal of Engineering and Technology*, 6(1), 39-51.
- Arinze, C. A., Izionworu, V. O., Isong, D., Daudu, C. D., & Adefemi, A. (2024). Predictive maintenance in oil and gas facilities, leveraging AI for asset integrity management.
- Arinze, C.A., Agho, M. O., Eyo-Udo, N. L., Abbey, A.B.N., & Onukwulu, E. C. (2025). AI-driven transport and Distribution Optimization Model (TDOM) for the downstream petroleum sector: Enhancing SME supply chains and sustainability. *Magna Scientia Advanced Research and Reviews*, 13(1), 137–153. <https://doi.org/10.30574/msarr.2025.13.1.0019>.
- Ayanponle, L. O., Awonuga, K. F., Asuzu, O. F., Daraojimba, R. E., Elufioye, O. A., & Daraojimba, O. D. (2024). A review of innovative HR strategies in enhancing workforce efficiency in the US. *International Journal of Science and Research Archive*, 11(1), 817-827.
- Ayanponle, L. O., Elufioye, O. A., Asuzu, O. F., Ndubuisi, N. L., Awonuga, K. F., & Daraojimba, R. E. (2024). The future of work and human resources: A review of emerging trends and HR's evolving role. *International Journal of Science and Research Archive*, 11(2), 113-124.
- Ayinde, B.A., Owolabi, J.O., Uti, I.S., Ogbeta, P.C., & Choudhary, M.I. (2021). Isolation of the antidiarrheal tiliroside and its derivative from *Waltheria indica* leaf extract. *Nigerian Journal of Natural Products and Medicine*, 25, 86-90. DOI: <https://dx.doi.org/10.4314/njnpm.v25i1.10>.
- Basiru, J. O., Ejiofor, C. L., Onukwulu, E. C., & Attah, R. U. (2023). The impact of contract negotiations on supplier relationships: A review of key theories and frameworks for organizational efficiency. *International Journal of Multidisciplinary Research and Growth Evaluation*, 4(1), 788–802. <https://doi.org/10.54660/ijmrge.2023.4.1.788-802>
- Basiru, J. O., Ejiofor, C. L., Onukwulu, E. C., & Attah, R. U. (2023). Sustainable procurement in multinational corporations: A conceptual framework for aligning business and environmental goals. *International Journal of Multidisciplinary Research and*

- Growth Evaluation*, 4(1), 774–787. <https://doi.org/10.54660/ijmrge.2023.4.1.774-787>
- Basiru, J. O., Ejiofor, C. L., Onukwulu, E. C., & Attah, R. U. (2023). Optimizing administrative operations: A conceptual framework for strategic resource management in corporate settings. *International Journal of Multidisciplinary Research and Growth Evaluation*, 4(1), 760–773. <https://doi.org/10.54660/ijmrge.2023.4.1.760-773>
- Basiru, J.O., Ejiofor, C.L., Onukwulu, E.C., & Attah, R.U. (2023). Corporate health and safety protocols: A conceptual model for ensuring sustainability in global operations. *IRE Journals*, [online] 6(8), 324–343. Available at: <https://www.irejournals.com/paper-details/1704115>
- Basiru, J.O., Ejiofor, C.L., Onukwulu, E.C., & Attah, R.U. (2023). Adopting lean management principles in procurement: A conceptual model for improving cost-efficiency and process flow. *IRE Journals*, [online] 6(12), 1503–1522. Available at: <https://www.irejournals.com/paper-details/1704686>
- Beckers, R., Kwade, Z., & Zanca, F. (2021). The EU medical device regulation: Implications for Artificial Intelligence-based medical device software in medical physics. *Physica Medica*, 83, 1-8. <https://doi.org/10.1016/j.ejmp.2021.02.011>
- Bristol-Alagbariya, B., Ayanponle, L. O., & Ogedengbe, D. (2023). Human resources as a catalyst for corporate social responsibility: Developing and implementing effective CSR frameworks. *International Journal of Multidisciplinary Research Updates*, 6(01), 017-024.
- Daramola, G. O., Adewumi, A., Jacks, B. S., & Ajala, O. A. (2024). Conceptualizing communication efficiency in energy sector project management: The role of digital tools and agile practices. *Engineering Science & Technology Journal*, 5(4), 1487-1501.
- Daramola, G. O., Adewumi, A., Jacks, B. S., & Ajala, O. A. (2024). Navigating complexities: A review of communication barriers in multinational energy projects. *International Journal of Applied Research in Social Sciences*, 6(4), 685-697.
- Daramola, O.M., Apeh, C., Basiru, J., Onukwulu, E.C., & Paul, P. (2023). Optimizing reserve logistics for circular economy: Strategies for Efficient Material Recovery. *International Journal of Social Science Exceptional Research*, 2(1), 16-31. <https://doi.org/10.54660/IJSSER.2023.2.1.16-31>
- Daramola, O.M., Apeh, C.E., Basiru, J.O., Onukwulu, E.C., & Paul, P.O. (2025). Sustainable packaging operations: Balancing cost, functionality and environmental concerns. *International Journal of Social Science Exceptional Research*, 4(1), 79-97. <https://doi.org/10.54660/IJSSER.2025.4.1.79-97>
- Daramola, O.M., Apeh, C.E., Basiru, J.O., Onukwulu, E.C., & Paul, P.O. (2024). Environmental law and corporate social responsibility: Assessing the impact of legal frameworks on circular economy practices. *International Journal of Social Science Exceptional Research*, 3(1), 63-79. <https://doi.org/10.54660/IJSSER.2024.3.1.63-79>
- Egbumokei, P. I., Dienagha, I. N., Digitemie, W. N., & Onukwulu, E. C. (2021). Advanced pipeline leak detection technologies for enhancing safety and environmental sustainability in energy operations. *International Journal of Science and Research Archive*, 4(1), 222–228. <https://doi.org/10.30574/ijrsra.2021.4.1.0186>
- Egbumokei, P. I., Dienagha, I. N., Digitemie, W. N., Onukwulu, E. C., & Oladipo, O. T. (2024). Strategic supplier management for optimized global project delivery in energy and oil & gas. *International Journal of Multidisciplinary Research and*

- Growth Evaluation*, 5(5), 2582-7138. DOI: 10.54660/IJMRGE.2024.5.5.984-1002
- Egbumokei, P. I., Dienagha, I. N., Digiitemie, W. N., Onukwulu, E. C., & Oladipo, O. T. (2024). Sustainability in reservoir management: A conceptual approach to integrating green technologies with data-driven modeling. *International Journal of Multidisciplinary Research and Growth Evaluation*, 5(5), 2582-7138. DOI: 10.54660/IJMRGE.2024.5.5.1003-1013
- Egbumokei, P. I., Dienagha, I. N., Digiitemie, W. N., Onukwulu, E. C., & Oladipo, O. T. (2024). The role of digital transformation in enhancing sustainability in oil and gas business operations. *International Journal of Multidisciplinary Research and Growth Evaluation*, 5(5), 2582-7138. DOI: 10.54660/IJMRGE.2024.5.5.1029-1041
- Egbumokei, P. I., Dienagha, I. N., Digiitemie, W. N., Onukwulu, E. C., & Oladipo, O. T. (2024). Automation and worker safety: Balancing risks and benefits in oil, gas and renewable energy industries. *International Journal of Multidisciplinary Research and Growth Evaluation*, 5(4), 2582-7138. DOI: 10.54660/IJMRGE.2024.5.4.1273-1283
- Egbumokei, P. I., Dienagha, I. N., Digiitemie, W. N., Onukwulu, E. C., & Oladipo, O. T. (2024). Cost-effective contract negotiation strategies for international oil & gas projects. *International Journal of Multidisciplinary Research and Growth Evaluation*, 5(4), 2582-7138. DOI: 10.54660/IJMRGE.2024.5.4.1284-1297
- Egbumokei, P.I., Dienagha, I. N., Digiitemie, W. N., Onukwulu, E. C., & Oladipo, O. T., (2025). Securing LNG facilities in the digital age: Synthesizing cybersecurity strategies for safeguarding critical infrastructure. *International Journal Of Engineering Research And Development*, [online] 21(1), 151–162. Available at: <http://www.ijerd.com/paper/vol21-issue1/2101151162.pdf>
- Egbumokei, P.I., Dienagha, I.N., Digiitemie, W.N., Onukwulu, E.C., & Oladipo, O.T. (2024). Strategic contract management for drilling efficiency and cost reduction: Insights and perspectives. *International Journal of Multidisciplinary Research and Growth Evaluation*, 5(5), 1042–1050. <https://doi.org/10.54660/ijmrge.2024.5.5.1042-1050>.
- Elufioye, O. A., Ndubuisi, N. L., Daraojimba, R. E., Awonuga, K. F., Ayanponle, L. O., & Asuzu, O. F. (2024). Reviewing employee well-being and mental health initiatives in contemporary HR Practices. *International Journal of Science and Research Archive*, 11(1), 828-840.
- Emekwisia, C. C., Alade, O. E., Yusuf, B. S., Afolabi, S. O., Olowookere, A. M., & Tommy, B. D. (2024). Empirical study on the developmental process of banana fiber polymer reinforced composites. *European Journal of Advances in Engineering and Technology*, 11(5), 41-49. [https://www.researchgate.net/profile/Sodiq-Yusuf-7/publication/380752961\\_Empirical\\_Study\\_on\\_the\\_Developmental\\_Process\\_of\\_Banana\\_Fiber\\_Polymer\\_Reinforced\\_Composites/links/664ce654bc86444c72f5d26f/Empirical-Study-on-the-Developmental-Process-of-Banana-Fiber-Polymer-Reinforced-Composites.pdf](https://www.researchgate.net/profile/Sodiq-Yusuf-7/publication/380752961_Empirical_Study_on_the_Developmental_Process_of_Banana_Fiber_Polymer_Reinforced_Composites/links/664ce654bc86444c72f5d26f/Empirical-Study-on-the-Developmental-Process-of-Banana-Fiber-Polymer-Reinforced-Composites.pdf)
- Emekwisia, C. C., Onyejebu, C. E., Opetuki, O. K., Afolabi, S. O., Eso, J. T., Enabulele, E. C., & Olowookere, A. M. (2024). Impact of Fly-Ash on the Flexural and microstructural properties of aluminum composite.
- Eyo-Udo, N. L., Agho, M. O., Onukwulu, E. C., Sule, A. K., & Azubuike, C. (2025). Advances in Blockchain solutions for secure and efficient cross-border payment systems. *International Journal of Research and Innovation in Applied Science*, IX(XII), 536–563. <https://doi.org/10.51584/ijrias.2024.912048>

- Eyo-Udo, N. L., Agho, M. O., Onukwulu, E. C., Sule, A. K., & Azubuike, C. (2024). Advances in circular economy models for sustainable energy supply chains. *Gulf Journal of Advance Business Research*, 2(6), 300–337. DOI: 10.51594/gjabr.v2i6.52.
- Eyo-Udo, N. L., Agho, M. O., Onukwulu, E. C., Sule, A. K., & Azubuike, C. (2024). Advances in green finance solutions for combating climate changes and ensuring sustainability. *Gulf Journal of Advance Business Research*, 2(6), 338–375. DOI: 10.51594/gjabr.v2i6.53
- Ezeanochie, C. C., Afolabi, S. O., & Akinsooto, O. (2024). A conceptual model for Industry 4.0 integration to drive digital transformation in renewable energy manufacturing. *Iconic Research and Engineering Journals*.
- Ezeanochie, C. C., Afolabi, S. O., & Akinsooto, O. (2024). Designing a framework to enhance workforce productivity using digital Gemba audits and signage solutions.
- Farooq, A., Abbey, A. B. N., & Onukwulu, E. C. (2024). A conceptual framework for ergonomic innovations in logistics: Enhancing workplace safety through data-driven design. *Gulf Journal of Advance Business Research*, 2(6), 435-446. DOI: 10.51594/gjabr.v6i2.57
- Farooq, A., Abbey, A. B. N., & Onukwulu, E. C. (2024). Conceptual framework for AI-powered fraud detection in e-commerce: Addressing systemic challenges in public assistance programs. *World Journal of Advanced Research and Reviews*, 24(3), 2207-2218. DOI: 10.30574/wjarr.2024.24.3.3961
- Farooq, A., Abbey, A. B. N., & Onukwulu, E. C. (2024). Inventory optimization and sustainability in retail: A conceptual approach to data-driven resource management. *International Journal of Multidisciplinary Research and Growth Evaluation*, 5(6), 1356–1363. DOI: 10.54660/IJMRGE.2024.5.6.1356-1363.
- Fredson, G., Adebisi, B., Ayorinde, O. B., Onukwulu, E. C., Adediwin, O., & Ihechere, A. O. (2024). Modernizing corporate governance through advanced procurement practices: A comprehensive guide to compliance and operational excellence. *International Journal of Judicial Law*, 3(1), 36–57. <https://doi.org/10.54660/IJL.2024.3.1.36-57>
- Fredson, G., Adebisi, B., Ayorinde, O. B., Onukwulu, E.C., Adediwin, O., Ihechere, A. O. (2023). Strategic risk management in high value contracting for the energy sector: Industry best practices and approaches for long-term success. *International Journal of Management and Organizational Research*, 2(1), 16–30. <https://doi.org/10.54660/IJMOR.2023.2.1.16-30>
- Fredson, G., Adebisi, B., Ayorinde, O. B., Onukwulu, E.C., Adediwin, O., Ihechere, A. O. (2022). Maximizing business efficiency through strategic contracting: Aligning procurement practices with organizational goals. *International Journal of Social Science Exceptional Research Evaluation*, DOI:10.54660/IJSSER.2022.1.1.55-72
- Fredson, G., Adebisi, B., Ayorinde, O. B., Onukwulu, E.C., Adediwin, O., Ihechere, A. O. (2022). Enhancing procurement efficiency through business process reengineering: Cutting- edge approaches in the energy industry. *International Journal of Social Science Exceptional Research*, DOI: 10.54660/IJSSER.2022.1.1.38-54
- Fredson, G., Adebisi, B., Ayorinde, O. B., Onukwulu, E.C., Adediwin, O., Ihechere, A. O. (2021). Driving organizational transformation: Leadership in ERP implementation and lessons from the oil and gas sector. *International Journal of Multidisciplinary Research and Growth Evaluation*, DOI:10.54660/IJMRGE.2021.2.1.508-520
- Fredson, G., Adebisi, B., Ayorinde, O. B., Onukwulu, E.C., Adediwin, O., Ihechere, A. O. (2021). Revolutionizing procurement management in the oil and gas industry:

- Innovative strategies and insights from high-value projects. *International Journal of Multidisciplinary Research and Growth Evaluation*, DOI:10.54660/IJMRGE.2021.2.1.521-533
- Gbadegesin, J. O., Adekanmi, A. J., Akinmoladun, J. A., & Adelodun, A. M. (2022). Determination of fetal gestational age in singleton pregnancies: Accuracy of ultrasonographic placenta thickness and volume at a Nigerian tertiary hospital. *African Journal of Biomedical Research*, 25(2), 113-119.
- George, B. (2019). Overview of current regulations governing medical devices. *International Journal of Drug Regulatory Affairs*, 7(2), 62-66. <https://doi.org/10.22270/ijdra.v7i2.321>
- Ghosh, M. (2022). Comparative study of medical devices in USA, Europe and India. *Pharmaceutical Drug Regulatory Affairs Journal*, 5(1). <https://doi.org/10.23880/pdraj-16000132>
- Hond, A., Leeuwenberg, A., Hooft, L., Kant, I., Nijman, S., Os, H., ... & Moons, K. (2022). Guidelines and quality criteria for artificial intelligence-based prediction models in healthcare: A scoping review. *NPJ Digital Medicine*, 5(1). <https://doi.org/10.1038/s41746-021-00549-7>
- Ibeh, A.I., Oso, O.B., Alli, O.I., & Babarinde, A.O. (2025). Scaling healthcare startups in emerging markets: A platform strategy for growth and impact', *International Journal of Advanced Multidisciplinary Research and Studies*, 5(1), 838-854. Available at: <http://www.multiresearchjournal.com/>
- Ibidunni, A. S., Ayeni, A. W. A., Ogundana, O. M., Otokiti, B., & Mohalajeng, L. (2022). Survival during times of disruption: Rethinking strategies for enabling business viability in the developing economy. *Sustainability*, 14(20), 13549.
- Ibidunni, A. S., William, A. A. A. A., & Otokiti, B. (2024). Adaptiveness of MSMEs during times of environmental disruption: Exploratory study of capabilities-based insights from Nigeria. In *Innovation, Entrepreneurship and the Informal Economy in Sub-Saharan Africa: A Sustainable Development Agenda* (pp. 353-375). Cham: Springer Nature Switzerland.
- Ibidunni, B., Ayeni, A. S. A. W., & Otokiti, B. (2023). Investigating the adaptiveness of MSMEs during times of environmental disruption: Exploratory study of a capabilities-based insights from Nigeria. *Journal of Innovation, Entrepreneurship and the Informal Economy*, 10(1), 45-59.
- Iwe, K. A., Daramola, G. O., Isong, D. E., Agho, M. O., & Ezeh, M. O. (2023). Real-time monitoring and risk management in geothermal energy production: Ensuring safe and efficient operations.
- Joshi, G., & Bhandari, M. (2022). FDA approved artificial intelligence and machine learning (ai/ml)-enabled medical devices: An updated 2022 landscape. <https://doi.org/10.21203/rs.3.rs-2355147/v1>
- Kelvin-Agwu, M. C., Adelodun, M. O., Igwama, G. T., & Anyanwu, E. C. (2024): Enhancing biomedical engineering education: Incorporating practical training in equipment installation and maintenance.
- Kelvin-Agwu, M. C., Adelodun, M. O., Igwama, G. T., & Anyanwu, E. C. (2024): The impact of regular maintenance on the longevity and performance of radiology equipment.
- Kelvin-Agwu, M. C., Adelodun, M. O., Igwama, G. T., & Anyanwu, E. C. (2024). Strategies for optimizing the management of medical equipment in large healthcare institutions. *Strategies*, 20(9), 162-170.
- Kelvin-Agwu, M. C., Adelodun, M. O., Igwama, G. T., & Anyanwu, E. C. (2024). Advancements in biomedical device implants: A comprehensive review of current technologies.

- Kelvin-Agwu, M. C., Adelodun, M. O., Igwama, G. T., & Anyanwu, E. C. (2024). Integrating biomedical engineering with open-source telehealth platforms: enhancing remote patient monitoring in global healthcare systems. *International Medical Science Research Journal*, 4(9).
- Kelvin-Agwu, M. C., Adelodun, M. O., Igwama, G. T., & Anyanwu, E. C. (2024). The role of biomedical engineers in enhancing patient care through efficient equipment management. *International Journal of Frontiers in Medicine and Surgery Research*, 6(1), 11-18.
- Kelvin-Agwu, M. C., Adelodun, M. O., Igwama, G. T., & Anyanwu, E. C. (2024). Innovative approaches to the maintenance and repair of biomedical devices in resource-limited settings.
- Lawal, A. A., Ajonbadi, H. A., & Otokiti, B. O. (2014). Leadership and organizational performance in the Nigeria Small and Medium Enterprises (SMEs). *American Journal of Business, Economics and Management*, 2(5), 121.
- Lawal, A. A., Ajonbadi, H. A., & Otokiti, B. O. (2014). Strategic importance of the Nigerian Small and Medium Enterprises (SMES): Myth or reality. *American Journal of Business, Economics and Management*, 2(4), 94-104.
- Majebi, N. L., Adelodun, M. O., & Anyanwu, E. C. (2024). Early childhood trauma and behavioral disorders: The role of healthcare access in breaking the cycle.
- Majebi, N. L., Adelodun, M. O., & Anyanwu, E. C. (2024). Integrating trauma-informed practices in US educational systems: Addressing behavioral challenges in underserved communities.
- Majebi, N. L., Adelodun, M. O., & Chinyere, E. (2024). Community-based interventions to prevent child abuse and neglect: A policy perspective.
- Majebi, N. L., Adelodun, M. O., & Chinyere, E. (2024). Maternal mortality and healthcare disparities: addressing systemic inequities in underserved communities.
- Majebi, N. L., Drakeford, O. M., Adelodun, M. O., & Chinyere, E. (2023). Leveraging digital health tools to improve early detection and management of developmental disorders in children. *World Journal of Advanced Science and Technology*, 4(1), 025-032.
- Manickam, P., Mariappan, S., Murugesan, S., Hansda, S., Kaushik, A., Shinde, R., ... & Thipperudraswamy, S. (2022). Artificial intelligence (ai) and internet of medical things (iomt) assisted biomedical systems for intelligent healthcare. *Biosensors*, 12(8), 562. <https://doi.org/10.3390/bios12080562>
- Muhsen, A. A. (2021). Non-destructive testing methods and their application in technology.
- Nwaimo, C. S., Adewumi, A., & Ajiga, D. (2022). Advanced data analytics and business intelligence: Building resilience in risk management. *International Journal of Scientific Research and Applications*, 6(2), 121. <https://doi.org/10.30574/ijrsra.2022.6.2.0121>
- Nwaimo, C. S., Adewumi, A., Ajiga, D., Agho, M. O., & Iwe, K. A. (2023). AI and data analytics for sustainability: A strategic framework for risk management in energy and business. *International Journal of Scientific Research and Applications*, 8(2), 158. <https://doi.org/10.30574/ijrsra.2023.8.2.0158>
- Nwaozomudoh, M. O. (2024). The role of digital banking solutions in enhancing customer acquisition and retention in competitive markets. *International Journal of Business, Law and Political Science*, 1(12), 28–43. Antis International Publisher.
- Nwaozomudoh, M. O., Kokogho, E., Odio, P. E., & Ogunsola, O. Y. (2024). Transforming public sector accountability: The critical role of integrated financial and inventory management systems in ensuring transparency and efficiency. *International*

- Journal of Management and Organizational Research*, 3(6), 84–107. ANFO Publication House.
- Nwaozumudoh, M. O., Kokogho, E., Odio, P. E., & Ogunsola, O. Y. (2024). AI-powered economic forecasting: Challenges and opportunities in a data-driven world. *International Journal of Management and Organizational Research*, 3(6), 74–83. ANFO Publication House.
- Nwaozumudoh, M. O., Kokogho, E., Odio, P. E., & Ogunsola, O. Y. (2024). Conceptual analysis of strategic historical perspectives: Informing better decision-making and planning for SMEs. *International Journal of Management and Organizational Research*, 3(6), 108–119. ANFO Publication House.
- Ogbeta, C.P., Mbata, A.O., & Udemezue, K.K. (2025). Technology and regulatory compliance in pharmaceutical practices: Transforming healthcare delivery through data-driven solutions. *International Journal of Research and Innovation in Social Science (IJRISS)*, 9(1), 1139-1144. DOI: <https://dx.doi.org/10.47772/IJRISS.2025.9010095>.
- Ogbeta, C.P., Mbata, A.O., & Katas, K.U. (2021). Innovative strategies in community and clinical pharmacy leadership: Advances in healthcare accessibility, patient-centered care, and environmental stewardship. *Open Access Research Journal of Science and Technology*, 2(2), 16-22. DOI: <https://doi.org/10.53022/oarjst.2021.2.2.0046>.
- Ogbeta, C.P., Mbata, A.O., & Katas, K.U. (2022). Advances in expanding access to mental health and public health services: Integrated approaches to address underserved populations. *World Journal of Advanced Science and Technology*, 2(2), 58-65. DOI: <https://doi.org/10.53346/wjast.2022.2.2.0044>.
- Ogbeta, C.P., Mbata, A.O., & Katas, K.U. (2025). Developing drug formularies and advocating for biotechnology growth: Pioneering healthcare innovation in emerging economies. *International Journal of Multidisciplinary Research and Growth Evaluation*, 6(1), 20-25. DOI: <https://doi.org/10.54660/IJMRGE.2025.6.1.20-25>.
- Ogbeta, C.P., Mbata, A.O., Udemezue, K.K., & Kassem, R.G. (2023). Advancements in pharmaceutical quality control and clinical research coordination: Bridging gaps in global healthcare standards. *IRE Journals*, 7(3), 678-688. Available at: <https://www.irejournals.com> [Accessed 9 Feb. 2025].
- Ogunsola, O. Y., Nwaozumudoh, M. O., Kokogho, E., & Odio, P. E. (2025). A cybersecurity framework for fraud detection in financial systems using AI and microservices. *Gulf Journal of Advance Business Research*, 3(2), 410–424. FE Gulf Publishers.
- Oludare, J. K., Adeyemi, K., & Otokiti, B. (2022). Impact of knowledge management practices and performance of selected multinational manufacturing firms in South-Western Nigeria.
- Oludare, J. K., Oladeji, O. S., Adeyemi, K., & Otokiti, B. (2023). Thematic analysis of knowledge management practices and performance of multinational manufacturing firms in Nigeria.
- Onukwulu, E. C., Agho, M. O., & Eyo-Udo, N. L. (2021). Advances in smart warehousing solutions for optimizing energy sector supply chains. *Open Access Research Journal of Multidisciplinary Studies*, 2(1), 139-157. <https://doi.org/10.53022/oarjms.2021.2.1.0045>
- Onukwulu, E. C., Agho, M. O., & Eyo-Udo, N. L. (2021). Framework for sustainable supply chain practices to reduce carbon footprint in energy. *Open Access Research Journal of Science and Technology*, 1(2), 012–034. <https://doi.org/10.53022/oarjst.2021.1.2.0032>

- Onukwulu, E. C., Agho, M. O., & Eyo-Udo, N. L. (2022). Advances in green logistics integration for sustainability in energy supply chains. *World Journal of Advanced Science and Technology*, 2(1), 047–068. <https://doi.org/10.53346/wjast.2022.2.1.0040>
- Onukwulu, E. C., Agho, M. O., & Eyo-Udo, N. L. (2022). Circular economy models for sustainable resource management in energy supply chains. *World Journal of Advanced Science and Technology*, 2(2), 034-057. <https://doi.org/10.53346/wjast.2022.2.2.0048>
- Onukwulu, E. C., Agho, M. O., & Eyo-Udo, N. L. (2023). Decentralized energy supply chain networks using blockchain and IoT. *International Journal of Scholarly Research in Multidisciplinary Studies*, 2(2), 066 085. <https://doi.org/10.56781/ijrms.2023.2.2.0055>
- Onukwulu, E. C., Agho, M. O., & Eyo-Udo, N. L. (2023). Developing a framework for AI-driven optimization of supply chains in energy sector. *Global Journal of Advanced Research and Reviews*, 1(2), 82-101. <https://doi.org/10.58175/gjarr.2023.1.2.0064>
- Onukwulu, E. C., Agho, M. O., & Eyo-Udo, N. L. (2023). Developing a framework for supply chain resilience in renewable energy operations. *Global Journal of Research in Science and Technology*, 1(2), 1-18. <https://doi.org/10.58175/gjrst.2023.1.2.0048>
- Onukwulu, E. C., Agho, M. O., & Eyo-Udo, N. L. (2023). Developing a framework for predictive analytics in mitigating energy supply chain risks. *International Journal of Scholarly Research and Reviews*, 2(2), 135-155. <https://doi.org/10.56781/ijrr.2023.2.2.0042>
- Onukwulu, E. C., Agho, M. O., & Eyo-Udo, N. L. (2023). Sustainable supply chain practices to reduce carbon footprint in oil and gas. *Global Journal of Research in Multidisciplinary Studies*, 1(2), 24-43. <https://doi.org/10.58175/gjrms.2023.1.2.0044>
- Onukwulu, E. C., Dienagha, I. N., Digitemie, W. N., & Egbumokei, P. I. (2021, June 30). Framework for decentralized energy supply chains using blockchain and IoT technologies. *IRE Journals*. <https://www.irejournals.com/index.php/paper-details/1702766>
- Onukwulu, E. C., Dienagha, I. N., Digitemie, W. N., & Egbumokei, P. I. (2021, September 30). Predictive analytics for mitigating supply chain disruptions in energy operations. *IRE Journals*. <https://www.irejournals.com/index.php/paper-details/1702929>
- Onukwulu, E. C., Dienagha, I. N., Digitemie, W. N., & Egbumokei, P. I. (2022, June 30). Advances in digital twin technology for monitoring energy supply chain operations. *IRE Journals*. <https://www.irejournals.com/index.php/paper-details/1703516>
- Onukwulu, E. C., Dienagha, I. N., Digitemie, W. N., Egbumokei, P. I., & Oladipo, O. T. (2024). Redefining contractor safety management in oil and gas: A new process-driven model. *International Journal of Multidisciplinary Research and Growth Evaluation*, 5(5), 2582-7138. DOI: 10.54660/IJMRGE.2024.5.5.970-983
- Onukwulu, E. C., Dienagha, I. N., Digitemie, W. N., Egbumokei, P. I., & Oladipo, O. T. (2024). Ensuring compliance and safety in global procurement operations in the energy industry. *International Journal of Multidisciplinary Research and Growth Evaluation*, 5(4), 2582-7138. DOI: 10.54660/IJMRGE.2024.5.4.1311-1326
- Onukwulu, E. C., Dienagha, I. N., Digitemie, W. N., & Egbumokei, P. I. (2022). Blockchain for transparent and secure supply chain management in renewable energy.

- International Journal of Science and Technology Research Archive*, 3(1) 251-272  
<https://doi.org/10.53771/ijstra.2022.3.1.0103>
- Onukwulu, E. C., Dienagha, I. N., Digitemie, W. N., & Egbumokei, P. I (2021). AI-driven supply chain optimization for enhanced efficiency in the energy sector. *Magna Scientia Advanced Research and Reviews*, 2(1) 087-108  
<https://doi.org/10.30574/msarr.2021.2.1.0060>
- Onukwulu, E.C., Agho, M. O., Eyo-Udo, N.L., Sule, A. K., & Azubuike, C. (2025). Advances in automation and AI for enhancing supply chain productivity in oil and gas. *International Journal of Research and Innovation in Applied Science*, IX(XII), 654–687. <https://doi.org/10.51584/ijrias.2024.912057>
- Onukwulu, E.C., Agho, M. O., Eyo-Udo, N.L., Sule, A. K., & Azubuike, C. (2025). Advances in Blockchain integration for transparent renewable energy supply chains. *International Journal of Research and Innovation in Applied Science*, IX(XII), 688–714. <https://doi.org/10.51584/ijrias.2024.912058>
- Onukwulu, E.C., Agho, M.O., & Eyo-Udo, N.L. (2025). Innovations in supplier evaluation: Frameworks and techniques for supply chain resilience - *International Journal of Research and Scientific Innovation (IJRSI)*.  
<https://doi.org/10.51244/IJRSI.2024.11120056>
- Onukwulu, E.C., Dienagha, I.N., Digitemie, W.N., Egbumokei, P.I., & Oladipo, O.T. (2025). Sustainable procurement and supply chain management in geothermal energy and environmental projects. *Engineering and Technology Journal*, 10(1), 3584–3602.  
<https://doi.org/10.47191/etj/v10i01.16>
- Oso, O.B., Alli, O.I., Babarinde, A.O., & Ibeh, A.I. (2025). Advanced financial modeling in healthcare investments: A framework for optimizing sustainability and impact', *Gulf Journal of Advance Business Research*, 3(2), 561-589. Available at:  
<https://doi.org/10.51594/gjabr.v3i2.98>
- Otokiti, B. (2017). A study of management practices and organizational performance of selected MNCs in emerging market - A case of Nigeria. *International Journal of Business and Management Invention*, 6(6), 01–07.
- Otokiti, B. O. (2012). *Mode of Entry of Multinational Corporation and their Performance in the Nigeria Market* (Doctoral dissertation, Covenant University).
- Otokiti, B. O. (2017). Social media and business growth of women entrepreneurs in Ilorin metropolis. *International Journal of Entrepreneurship, Business and Management*, 1(2), 50–65.
- Otokiti, B. O. (2018). Business regulation and control in Nigeria. *Book of Readings in Honor of Professor S. O. Otokiti*, 1(2), 201–215.
- Otokiti, B. O. (2023). Descriptive analysis of market segmentation and profit optimization through data visualization [*Master's thesis*].
- Otokiti, B. O., & Akorede, A. F. (2018). Advancing sustainability through change and innovation: A co-evolutionary perspective. *Innovation: Taking creativity to the market. Book of Readings in Honour of Professor S. O. Otokiti*, 1(1), 161–167.
- Oyedokun, O., Akinsanya, A., Tosin, O., & Aminu, M. (2024). A review of Advanced cyber threat detection techniques in critical infrastructure: Evolution, current state, and future direction. Irejournals.com.  
<https://www.irejournals.com/formatedpaper/1706103>
- Oyedokun, O., Aminu, M., Akinsanya, A., & Apaleokhai Dako, D. A. (2024). Enhancing cyber threat detection through real-time threat intelligence and adaptive defense mechanisms. *International Journal of Computer Applications Technology and Research*, 13(8). <https://doi.org/10.7753/ijcatr1308.1002>

- Oyedokun, O., Ewim, E., & Oyeyemi, P. (2024). Developing a conceptual framework for the integration of Natural Language Processing (NLP) to automate and optimize AML compliance processes, highlighting potential efficiency gains and challenges. *Computer Science & IT Research Journal*, 5(10), 2458–2484. <https://doi.org/10.51594/csitrj.v5i10.1675>
- Oyedokun, O., Ewim, S. E., & Oyeyemi, O. P. (2024). Leveraging advanced financial analytics for predictive risk management and strategic decision-making in global markets. *Global Journal of Research in Multidisciplinary Studies*, 2(02), 016-026.
- Oyedokun, O., Ewim, S. E., & Oyeyemi, O. P. (2024, November). A comprehensive review of Machine Learning Applications in AML transaction monitoring. <https://www.ijerd.com/issue11/2011730743.pdf>
- Paul, P. O., Abbey, A. B. N., Onukwulu, E. C., Eyo-Udo, N. L., & Agho, M. O. (2024). Sustainable supply chains for disease prevention and treatment: Integrating green logistics. *International Journal of Multidisciplinary Research and Growth Evaluation*, 5(6), 2582-7138. DOI: 10.54660/IJMRGE.2024.5.6.1490-1494
- Ricles, L., Coburn, J., Prima, M., & Oh, S. (2018). Regulating 3d-printed medical products. *Science Translational Medicine*, 10(461). <https://doi.org/10.1126/scitranslmed.aan6521>
- Rojek, I., Dostatni, E., Kopowski, J., Macko, M., & Mikołajewski, D. (2022). AI-based support system for monitoring the quality of a product within industry 4.0 paradigm. *Sensors*, 22(21), 8107. <https://doi.org/10.3390/s22218107>
- Sam-Bulya, N. J., Mbanefo, J. V., Ewim, C. P.-M., & Ofodile, O. C. (2024, November). Blockchain for sustainable supply chains: A systematic review and framework for SME implementation. *International Journal of Engineering Research and Development*, 20(11), 673–690. Zitel Consulting.
- Sam-Bulya, N. J., Mbanefo, J. V., Ewim, C. P.-M., & Ofodile, O. C. (2024, November). Ensuring privacy and security in sustainable supply chains through distributed ledger technologies. *International Journal of Engineering Research and Development*, 20(11), 691–702. Zitel Consulting.
- Sam-Bulya, N. J., Mbanefo, J. V., Ewim, C. P.-M., & Ofodile, O. C. (2024, November). Improving data interoperability in sustainable supply chains using distributed ledger technologies. *International Journal of Engineering Research and Development*, 20(11), 703–713. Zitel Consulting.
- Sharifi, S., Mahmoud, N. N., Voke, E., Landry, M. P., & Mahmoudi, M. (2022). Importance of standardizing analytical characterization methodology for improved reliability of nanomedicine literature. *Nano-Micro Letters*, 14(1), 172.
- She, Y., Tang, J., Wang, C., Wang, Z., Huang, Z., & Yang, Y. (2023). Nano-additive manufacturing and non-destructive testing of nanocomposites. *Nanomaterials*, 13(20), 2741.
- Sobowale, A., Kokogho, E., Adeniji, I. E., Olorunfemi, T. A., Nwaozomudoh, M. O., & Odio, P. E. (2023). Framework for effective risk management strategies to mitigate financial fraud in Nigeria's currency operations. *International Journal of Management and Organizational Research*, 2(6), 209–222. ANFO Publication House.
- Sobowale, A., Kokogho, E., Adeniji, I. E., Olorunfemi, T. A., Nwaozomudoh, M. O., & Odio, P. E. (2024). Conceptualizing improved cash forecasting accuracy for effective currency reserve management in Nigerian banks. *International Journal of Management and Organizational Research*, 3(6), 120–130. ANFO Publication House.

- Sobowale, A., Nwaozomudoh, M. O., Odio, P. E., Kokogho, E., Olorunfemi, T. A., & Adeniji, I. E. (2021). Developing a conceptual framework for enhancing interbank currency operation accuracy in Nigeria's banking sector. *International Journal of Multidisciplinary Research and Growth Evaluation*, 2(1), 481–494. ANFO Publication House.
- Sobowale, A., Odio, P. E., Kokogho, E., Olorunfemi, T. A., Nwaozomudoh, M. O., & Adeniji, I. E. (2021). Innovative financial solutions: A conceptual framework for expanding SME portfolios in Nigeria's banking sector. *International Journal of Multidisciplinary Research and Growth Evaluation*, 2(1), 495–507. ANFO Publication House.
- Sobowale, A., Odio, P. E., Kokogho, E., Olorunfemi, T. A., Nwaozomudoh, M. O., & Adeniji, I. E. (2022). A conceptual model for reducing operational delays in currency distribution across Nigerian banks. *International Journal of Social Science Exceptional Research*, 1(6), 17–29. ANFO Publication House.
- Sule, A. K., Eyo-Udo, N. L., Onukwulu, E. C., Agho, M. O., & Azubuike, C. (2024). Green finance solutions for banking to combat climate change and promote sustainability. *Gulf Journal of Advance Business Research*, 2(6), 376–410. DOI: 10.51594/gjabr.v6i2.54
- Tula, O. A., Adekoya, O. O., Isong, D., Daudu, C. D., Adefemi, A., & Okoli, C. E. (2004). Corporate advising strategies: A comprehensive review for aligning petroleum engineering with climate goals and CSR commitments in the United States and Africa. *Corporate Sustainable Management Journal*, 2(1), 32–38.
- Uchendu, O., Omomo, K. O., & Esiri, A. E. (2024). Conceptual advances in petrophysical inversion techniques: The synergy of machine learning and traditional inversion models. *Engineering Science & Technology Journal*, 5(11), 3160–3179.
- Uchendu, O., Omomo, K. O., & Esiri, A. E. (2024). Conceptual framework for data-driven reservoir characterization: Integrating Machine Learning in petrophysical analysis. *Comprehensive Research and Reviews in Multidisciplinary Studies*, 2(2), 001–013. <https://doi.org/10.57219/crmms.2024.2.2.0041>
- Uchendu, O., Omomo, K. O., & Esiri, A. E. (2024). Strengthening workforce stability by mediating labor disputes successfully. *International Journal of Engineering Research and Development*, 20(11), 98–1010.
- Uchendu, O., Omomo, K. O., & Esiri, A. E. (2024). The concept of big data and predictive analytics in reservoir engineering: The future of dynamic reservoir models. *Computer Science & IT Research Journal*, 5(11), 2562–2579. <https://doi.org/10.51594/csitrj.v5i11.1708>
- Uchendu, O., Omomo, K. O., & Esiri, A. E. (2024). Theoretical insights into uncertainty quantification in reservoir models: A Bayesian and stochastic approach. *International Journal of Engineering Research and Development*, 20(11), 987–997.
- Zhang, J., Li, Y., Zhou, J., Zhu, Y., & Li, L. (2022). Supervision system of AI-based software as a medical device. *Strategic Study of CAE*, 24(1), 198. <https://doi.org/10.15302/j-sscae-2022.01.021>